

Home -> Event Results -> 3/25/2001
See PAX Results here.

"*" Denotes Fun Run - with passenger - noncompetitive
"OC" means off-course - run does not count
"DNS" mean Did not Start. Possibly a mechanical failure.
PAX - a multiplier used to make comparison between classes possible.
Classes with slower cars have lower multipliers. Fastest class has multiplier of 1.0. Some classes have multipliers as low as 0.78.

Anaconda Autocross
Date: March 25, 2001
Location: Petersburg, VA
OD: Engelbert Muelhaupt
ASSISTANT ODs: Bill Lloyd, Genie Passut, Jack Williams (scoring)
"*" - Denotes Fun Run - with passenger - noncompetitive
OC - Denotes OFF COURSE
T = Trophy, DP = Dash Plaque; pick up awards at future events or club meetings.

NAME	CLUB	CAR	1ST	2ND	3RD	4TH
SS						
T PHIL DAME		RX7	60.396	59.377	59.787	58.513
T GIL SMITH	VMSC	CORV	60.164	59.-OC	59.1	58.551
CHUCK WASSEROTT		CORV	60.782+1	58.894+2	58.959	59.023
JAMES HOWARD		CORV	60.649	59.385	59.373	59.131
PHIL WEBER	VMSC	RX7	66.142+2	65.243+2	65.794	59.-OC
CURTIS JUDGE		CORV	69.696	66.505	68.485	DNF
AS						
DPFRANK DEPEW	VMSC	SLK 230	71.278	68.437	67.524+1	68.582
JOHN HOPE	VMSC	SLK 230	80.836+1	DNF	71.239+1	71.984+2
BS						
T TIM ARO	VMSC	SPYDER	59.803	59.149	58.688	58.179
T ROD MCGEORGE	VMSC	SPYDER	63.353	61.484	62.732	60.696
JACK WILLIAMS	VMSC	MIATA	65.696	64.12	65.271	63.589
DONNA FRANK		MIATA	67.571	65.051	65.965	64.178
CHARLES FRANK		MIATA	65.697	66.-OC	65.163	65.099
CHARLIE PASSUT	VMSC	MIATA	65.795	65.714	65.116	65.642
CS						
DPJIM PASTORIUS	VMSC	MR2	64.257	62.678	62.797	61.486
CHARLENE PASTORIUS	VMSC	MR2	72.713	70.225	69.024+1	67.001
CHARLES BATCHELOR	VMSC	MR2	76.548	73.737	73.268	73.234
DS						
T RYAN RICHINS	CLUB	NEON	76-OC	70-OC	71.804+1	68-OC
RUSTY HOPKINS		NEON RT	74.260-OC	78.579-OC	76.461-OC	74-OC
MICHAEL BARNES		BMW 318	83.-OC	82.-OC	79.439	77-OC
ES						
DPJOHN SHICKLER	CLUB	CAR	1ST	2ND	3RD	4TH
JOHN WALLACE	VMSC	GTI	67.452+2	67.302	57-OC	67.403
MEGHAN HAMM		SE-R	70.458	68.119	80.091	73.489+1
BREANNA FULER	VMSC	DEL SOL	82-OC	79.577	77.052	76.782
		MX-3	93-OC	96-OC	96.935	90.1
FS						
T JAY GUGINO	CLUB	CAR	1ST	2ND	3RD	4TH
MATT BAKER	VMSC	FIREBIRD	71.534	70.772	67.503	65.339
		MUST.	67.312	68.818+1	66.542	65.792



2001



VMSC 4/1/2001 AutoX results

Home -> Event Results -> 4/1/2001
See PAX Results here.

"*" Denotes Fun Run - with passenger - noncompetitive
"OC" means off-course - run does not count
"DNS" mean Did not Start. Possibly a mechanical failure.
PAX - a multiplier used to make comparison between classes possible.
Classes with slower cars have lower multipliers. Fastest class has multiplier of 1.0. Some classes have multipliers as low as 0.78.

Event: 2001 April Fools Autocross

Date: April 1, 2001

OD'S: TOM YOST, JACK WILLIAMS

ASSISTANT OD'S: Genie Passut, Richard West, Tim Aro (BMW Course)

Location: Petersburg, VA

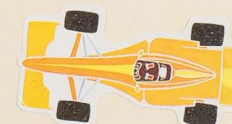

"*" - Denotes Fun Run - with passenger - noncompetitive

OC - Denotes OFF COURSE

+1 - Denotes one 2-second penalty for hitting a cone

T = Trophy, DP = Dash Plaque; pick up awards at future events or club meetings.

NAME	CLUB	CAR	1ST	2ND	3RD	4TH	
NAME	CLUB	CAR	1ST	2ND	3RD	4TH	BEST
T SS							
PHIL DAME		RX7	53.882	64.392+1	50.224+1	50.185	50.1
PHIL WEBER	VMSC	RX7	51.978	53+1	58.261+3	50.615	50.6
GIL SMITH	VMSC	Corvette	52.406	51.869	52.46	51.657	51.6
AS	CLUB	CAR	1ST	2ND	3RD	4TH	BEST
DP BRUCE THOMPSON		S2000	50.164	48.379	50.67	50.911	48.3
CHRIS LIESFELD		AUDI TT	64.231	53.683	51-OC	51-OC	53.6
BS	CLUB	CAR	1ST	2ND	3RD	4TH	BEST
T ROD MCGEORGE	VMSC	SPYDER	53.278	50.953	50.379	50.069	50.0
CHARLIE PASSUT	VMSC	MIATA	55.863	55.669	55.396	52.978	52.9
CS	CLUB	CAR	1ST	2ND	3RD	4TH	BEST
DP JIM PASTORIUS	VMSC	MR2	54.597	53.121	51.774	52.056	51.7
JEFF CUNEO	VMSC	MR2	56.795	55.146	53.696	53.141	53.1
CHARLENE PASTORIUS	VMSC	MR2	56.113+1	55.221	55.406	55.721	55.2
BRIAN EAVEY	VMSC	RX7	DNF	51.6-OC	63.721	60.705	60.7
DS	CLUB	CAR	1ST	2ND	3RD	4TH	BEST
DP TODD TOTMAN		NEON	49.822+2	60.162	53.204	54.585	53.2
RYAN RICHINS		NEON	75-OC	57.423	55.389	55.577	55.5
MICHAEL BARNES		BMW 318	63.519	60.059	63.5-OC	59.349	59.3
ES	CLUB	CAR	1ST	2ND	3RD	4TH	BEST
DP JOHN SHICKLER	VMSC	GTI	50.208	49.248	50.815	51.728	49.2
T DAVE MERZ	VMSC	GTI	56.06	51.426	52.246	49.691	49.6
ANDY TURNBULL		SE-R	51.705+1	50.798	50.179	59.077+1	50.17
JOHN WALLACE		SE-R	57.3-OC	54.6-OC	55.126	53.089	53.0
SEAN MAITLAND		2000 SI	OC	59.4-OC	57.723	55.743	55.7
BREANNA FULER		MX-3	80.3-OC	DNF	65.09	64.3-OC	65.0
FS	CLUB	CAR	1ST	2ND	3RD	4TH	BEST
DP PAT GRIFFITH	VMSC	Z28	52.892	52.851	50.776	52.229+1	50.7
KAREN KRAUS	VMSC	Z28	54.511	52.608	51.426	51.372	51.3
DAN ECCLESTONE		CAMARO	55.657	55.227	54.518	53.645	53.6



Home -> Event Results -> 4/29/2001
See PAX Results here.

"*" Denotes Fun Run - with passenger - noncompetitive
"OC" means off-course - run does not count
"DNS" mean Did not Start. Possibly a mechanical failure.
PAX - a multiplier used to make comparison between classes possible.
Classes with slower cars have lower multipliers. Fastest class has multiplier of 1.0. Some classes have multipliers as low as 0.78.

Event: TOYOTA CHALLENGE AUTOCROSS
Date: April 29, 2001
Sponsored by McGeorge Toyota of Richmond, Virginia
OD: Charlie Passut
ASSISTANT OD'S: Genie Passut, Jack Williams -scoring
Location: Petersburg, VA

Notes: 65-75°F, warming throughtout the day. Course was improved with pointer cones after first 5 cars were off course, and the event was restarted. This led to some confusion, but was well worth it, because the event ran much more smoothly after the changes. The course was not changed - just the pointer cones.

"*" - Denotes Fun Run - with passenger - noncompetitive
OC - Denotes OFF COURSE
+1 - Denotes one 2-second penalty for hitting a cone
T = Trophy, DP = Dash Plaque; pick up awards at future events or club meetings.

NAME	CLUB	CAR	1ST	2ND	3RD	4TH
NAME	CLUB	CAR	1ST	2ND	3RD	BEST
SS						
DP PHIL WEBER	VMSC	RX7	54.67	51.415	50.325	50.325
GIL SMITH	VMSC	CORV	52.939	51.983	51.658	51.658
AS	CLUB	CAR	1ST	2ND	3RD	BEST
DP G.H. SHARP		BOXSTER	50.562	50.225+2	49.813	49.813
DP PATTI FRYE		BOXSTER	56.712	55.861	54.923	54.923
BRUCE THOMPSON		S2000	57.013	56.096	56.514	56.096
JASON FULLER	VMSC	S2000	58.928+1	OC	58.957	58.957
C.LIESFELD		AUDI TT		OC	59.388	59.388
SAM LIESFELD		AUDI TT	66-OC	65.528	65-OC	65.528
BS	CLUB	CAR	1ST	2ND	3RD	BEST
DP TIM ARO	VMSC	SPYDER	50.248+3	50.75	50.828+3	50.75
DP ERIC PETERSON	VMSC	SPYDER	52.559	51.715+2	51.803	51.803
ED RAYMUNDO	VMSC	MIATA	52.958	52.4-OC	52.322	52.322
ROD MCGEORGE	VMSC	SPYDER	53.3-OC	55.1-OC	53.928	53.928
JACK WILLIAMS	VMSC	MIATA	57.448	55.194	54.611	54.611
CHARLIE PASSUT	VMSC	MIATA	57.6-OC	56.587	55.85	55.85
CHARLES FRANK		MIATA	56.604+1	56.455+1	55.985	55.985
DONNA FRANK		MIATA	59.674	57.326	55.989-OC	57.326
CS	CLUB	CAR	1ST	2ND	3RD	BEST
DP JONATHAN ROBERTS	VMSC	MR2	52.104	51.346+1	51.864	51.86
DP JIM ROBERTS	VMSC	MR2	53.821+2	54.125	59.966	54.125
JIM PASTORIUS	VMSC	MR2	55.162	60.8	55.051	55.051
HEYWARD WAGNER		MR2	57.746	54.089+1	73.231	56.08
SEAN MINEHART		MR2	63.806+1	56.642	56.102	56.102

TOYOTA




CHALLENGE




AUTOCROSS

START

RACING



FINISH



VA PROSOLO

MAY 5-6, 2001

You're #1





RACING



VMSC 5/20/2001 AutoX results

Home -> Event Results -> 5/20/2001
See [PAX Results](#) here.

"*" Denotes Fun Run - with passenger - noncompetitive
"OC" means off-course - run does not count
"DNS" mean Did not Start. Possibly a mechanical failure.
PAX - a multiplier used to make comparison between classes possible.
Classes with slower cars have lower multipliers. Fastest class has multiplier of 1.0. Some classes have multipliers as low as 0.78.

Event: Southside Speedway Club Day Autocross
Date: May 20, 2001

"*" - Denotes Fun Run - with passenger - noncompetitive
OC - Denotes OFF COURSE
+1 - Denotes one 2-second penalty for hitting a cone
T = Trophy, DP = Dash Plaque; pick up awards at future events or club meetings.

CLUB DAY AT THE SPEEDWAY

OD'S: Richard West, Tom Yost
ASSISTANT OD'S: Genie Passut

OC - DENOTES OFF COURSE

	SS	MAKE	CAR	1ST	2ND	3RD	4TH
T	GIL SMITH	CHEV	CORV	63.619	62.722	61.657	61.994
	AS	MAKE	CAR	1ST	2ND	3RD	4TH
T	BILL WHITEHEAD	PORS	911	66.85	64.927	65.102	63.940+1
	BS	MAKE	CAR	1ST	2ND	3RD	4TH
T	ROD MCGEORGE	TOY	SPYDER	66.174	64.624	65.263	66.072
	JACK WILLIAMS	MAZDA	MIATA	72.7	68.174	69.638	68.907
	CS	MAKE	CAR	1ST	2ND	3RD	4TH
DP	JEFF CUNEO	TOY	MR2	73.082	70.789	70.283	69.546
	BRIAN EAVEY	MAZDA	RX7	75.081	73.625	74.52	76.428
	ES	MAKE	CAR	1ST	2ND	3RD	4TH
T	DAVE MERZ	VW	GTI	70.044	67.226	66.879	67.075+1
	JOHN SCHICKLER	VW	GTI	70.458	69.618	69.239	68.391
	FS	MAKE	CAR	1ST	2ND	3RD	4TH
T	DANA COLE	CHEV	Z28	OC-69.	OC-68	69.351+1	69.498
	GS	MAKE	CAR	1ST	2ND	3RD	4TH
DP	AARON SHINE	DODGE	AVENG	78.066+1	69.345	69.502	67.96
	KEN STERN	TOY	CELICA	73.964	OC-73	68.83	68.297
	MICHAEL STONEMAN	BMW	325IX	79.115	OC-74.	OC	75.837
	HS	MAKE	CAR	1ST	2ND	3RD	4TH
T	SCOTT HOFFMAN	HONDA	CIVIC	68.457	67.3+1	67.987	66.784
	BILL LLOYD	CHEV	VEGA	69.323	68.6+1	68.311	67.331
	STS	MAKE	CAR	1ST	2ND	3RD	4TH
DP	RICHARD WEST	SUBRU	IMPREZA	64.024	63.025	63.101	63.187
	CHRIS PERERA	ACURA	INTEGRA	70.027	OC-68	68.7+1	68.6+1
	STR	MAKE	CAR	1ST	2ND	3RD	4TH

Home -> [Event Results](#) -> 6/3/2001
[See Results by class](#)

Event: JOHN AND DAVE'S AUTOCROSS
 Date: June 3, 2001
 Ods: JOHN SCHICKLER AND DAVE MERZ
 ASSISTANT Ods: DEANIE SCHICKLER, JACK WILLIAMS - SCORING

PAX - DRIVER AND CAR ABILITY RATING

RANK	NAME	CLUB	CAR	BEST	PAX
1	ALAN STRATTON		MIT5 GSX	37.873	29.882
2	JONATHAN ROBERTS	VMSC	MR2	37.243	29.943
3	RICHARD WEST	VMSC	IMPREZA	38.466	30.080
4	PAT GRIFFITH		SE-R	37.75	30.540
5	JIM ROBERTS	VMSC	MR2	38.001	30.553
6	MICHAEL WHITNEY		325IS	37.384	30.617
7	GEORGE PERINIS		SE-R	37.922	30.679
8	COURTNEY CORMIER	VMSC	NEON	39.403	30.813
9	TOM BLEH		325IS	37.707	30.882
10	ROD MCGEORGE	VMSC	SPYDER	38.255	31.101
11	JIM PASTORIUS	VMSC	MR2	38.687	31.104
12	KAREN KRAUS		MIT5 GSX	39.463	31.136
13	GIL SMITH	VMSC	CORV	37.629	31.232
14	TERRY BAKER	VMSC	M-3	37.34	31.440
15	ANDREW CLARK		CELICA	39.157	31.678
16	SCOTT HOFFMAN	VMSC	CIVIC	40.823	31.883
17	ERIC BONNETT	VMSC	SALEEN	37.314	31.941
18	DAN ECCLESTONE	VMSC	Z-28	39.727	32.060
19	ENGELBERT MUELHAUPT	VMSC	ESCORT	39.341	32.063
20	TORIN KROPP		WRX	40.928	32.292
21	JACK WILLIAMS	VMSC	MIATA	39.8	32.357
22	BILL LLOYD	VMSC	VEGA	41.45	32.372
23	BILL THOMAS	VMSC	JETTA	40.033	32.387
24	CHRIS PERERA	VMSC	INTEGRA	40.248	32.561
25	AARON SHINE	VMSC	AVENGR	41.277	32.568
26	JEFF CUNEO	VMSC	MR2	40.617	32.656
27	SCOTT JOHNSON	VMSC	CELICA	41.416	32.677
28	JOHN SCHICKLER	VMSC	GTI	41.622	32.715
29	ERIC PETERSON	VMSC	SPYDER	40.257	32.729
30	MARC PORTANOVA		MIATA	40.293	32.758
31	BRUCE J. BARON	VMSC	JETTA	41.671	32.878
32	ROGER GARRETT	VMSC	CORV	38.893	32.942
33	BILL WHITEHEAD	VMSC	911	38.71	32.981
34	BRUCE THOMPSON		S2000	40.442	33.041
35	DAVID CLEMENS		YENKO	38.618	33.057
36	DAVE MERZ	VMSC	GTI	42.058	33.058
37	CHUCK MEYERS		LOTUS 7	36.897	33.207
38	CHUCK SIEBER		EUROPA	36.643	33.235
39	BERNARD COOLEY - HS	VMSC	DEL SOL	33.243	33.243
40	MATT BAKER	VMSC	MUST-GT	41.356	33.374
41	JACK HALL - SS		CORV	33.486	33.486
42	JOSH CLARKE -GS		CELICA	33.598	33.598
43	BENO RUBIN		CIVIC SI	39.935	33.705
44	ANDY TURNBULL-ES		SE-R	33.872	33.872
45	PAUL RICE		MUST	40.367	33.989
46	STACY GLENN - FS	VMSC	MUST	34.039	34.039
47	RICH FOHL	VMSC	MORGAN	40.279	34.318
48	ZACH MCAFEE	VMSC	RX7	40.782	34.420





KEN STERN

A driver in a Honda Prelude knocks over a cone as he maneuvers an autocross course at Virginia Motorsports Park.



Staying the course

Autocross drivers test their skills

BY BOB DOLGAN
TIMES-DISPATCH STAFF WRITER

Imagine a race between a late-model Ferrari and a 1986 Honda. No contest, right? Not in an autocross.

An autocross is a precision-driving competition in which drivers take turns negotiating a course, weaving in and out of cones while attaining speeds close to 60 mph. Most circuits are completed in about 50 seconds.

Many of the members of the Virginia Motor Sport Club, which sponsors autocrosses at Virginia Motorsports Park, drive the cars they use around town in autocrosses. Hence, there are unlikely matchups between Toyotas and Subarus and Ferraris and BMWs. The PAX index, a factor like a bell curve on a school exam, adjusts times to rate the proficiency of the driver.

"Driver skill is the most important factor," VMSC member Ken Stern said. "Tires and horsepower don't make a difference like driving smoothly. You don't need an expensive car to compete."

The club sponsors four categories at its autocrosses: Stock, Street Prepared, Prepared and Modified. Drivers modify their cars for better performance, and the classes reflect types and degrees of modification. Stock, the VMSC's most popular category, allows for changes in shock absorbers and tires. Other potential improvements can be made with springs and anti-sway bars.

Still, Richard West, a member of the club for 24 years, says au-

tomotive wizardry isn't necessary in autocross.

"I'm not the most mechanical person," West said. "If something gets too complicated, I'll get advice from an overseer or ask someone for help. It's not a big issue."

West drives a '99 Subaru Impreza RS, a car he bought with autocross in mind. He has finished as high as second in an event this season. VMSC competitors race for trophies and dash plaques. Only at national performance-driving competitions is money awarded, Stern said, and that's usually by sponsors.

"It's fun to drive the courses," West said. "Most people out there have fun and don't care if they win or lose."

VMSC appoints an "officer of the day" to run each autocross and help design the layout, which usually consists of slaloms, loops and straightaways.

The group, started in 1950, has held seven autocrosses this season in the parking lot outside the Dinwiddie dragstrip. There are three dates remaining including this Sunday. The club is mulling adding a miniseries this fall, Stern said.

Stern, who drives a '93 Acura Integra, estimated that about two-thirds of VMSC competitors use cars purchased for daily driving. West had success using a Subaru Legacy station wagon a few years back.

"I surprised quite a few people with my wagon," West said. "Some people would see the station wagon and laugh at it. I'd run the course well, and people just kind of went 'Huh?'"

For more information, log on to www.vmsc.org



JUST FOR FUN




Home -> [Event Results](#) -> 7/1/2001
See [PAX Results](#) here.

Event: It's Your Own Asphalt - Autocross
Date: July 1, 2001
OD: Ken Stern
Assistant ODs: Tom Yost, Genie Passut

"*" Denotes Fun Run - with passenger - noncompetitive
"OC" means off-course - run does not count
"DNS" mean Did not Start. Possibly a mechanical failure.
+1 - Denotes one 2-second penalty for hitting a cone
T = Trophy, DP = Dash Plaque; pick up awards at future events or club meetings.
PAX - a multiplier used to make comparison between classes possible.
Classes with slower cars have lower multipliers. Fastest class has multiplier of 1.0. Some classes have multipliers as low as 0.78.

	NAME	CLUB	CAR	1ST	2ND	3RD	4TH
	SS						
T	GIL SMITH	VMSC	VETTE	63.408+1	62.461	62.111	62.404
	JACK MCAFEE, JR	VMSC	VETTE	74.887	71-OC	73.272	71.965
	AS						
DP	BRUCE THOMPSON	CLUB	S2000	67.837	68.201	75-OC	68.844
	BS						
T	MARC PORTANOVA	CLUB	MIATA	68.501+1	67.496+1	69.492+2	67.099
T	CHARLIE PASSUT	VMSC	MIATA	68.041	70.028	68.737	68.674
	CHARLES FRANK	VMSC	MIATA	69.011	68.215+2	68.103	OC
	JACK WILLIAMS	VMSC	MIATA	69.64	71.974	70.131	68.234
	DAVID SANDERLIN		MIATA	70.509	70.1	68.459	69.043
	DONNA FRANK	VMSC	MIATA	69.418+1	68.662	72.816	68.943
	ROB HOFLEY		MIATA	76.289	74.145+1	71.915	71.918
	MICHAEL HUFFMAN	VMSC	MIATA	72-OC	73-OC	71-OC	73.764
	CS						
T	JIM PASTORIUS	CLUB	MR-2	67.118	67.779+2	65.247	65.113
	ES						
DP	DAVE MERZ	CLUB	GTI	71.82	70.998	69.82	69.657
	JOHN SCHICKLER	VMSC	GTI	73.477	72.247	72.28	69.938
	WAYNE BISSETTE	VMSC	TIBURON	112-OC	73.961	71.961	70.998
	FS						
DP	DAN ECCLESTONE	CLUB	Z-28	67.946	66.859	65.208	64.688
	DANA COLE	VMSC	Z-28	71.195	70.149	69-OC	71.18
	GS						
DP	CURTIS STAPLES	CLUB	BMW 325	68.812	67.344	68.584+1	68.088
	KEN STERN	VMSC	CELICA	70.600+3	70.521	68.834	67.674
	BRUCE J. BARON	VMSC	JETTA	70-OC	71.966+1	71.326	69.883+3
	TORIN KROPP		IMPREZA	74-OC	73.068	73.993+4	71.669+1
	HS						
T	SCOTT HOFFMAN	CLUB	CIVIC	71.323	68.414	67.934+1	66.828
	BILL LLOYD	VMSC	VEGA	71.902	71.886+1	69.829	69.298
	STS						
T	CHRIS PERERA	CLUB	INTEGRA	OC	69.-OC	67-OC	69.657





Virginia Motor Sport Club
Presents the
Virginia State Championship Autocross
July 21-22, 2001

At Virginia Motorsports Park, Dinwiddie, VA

Paid Pre-registration is \$40 for both days

Pre-registration opens May 17, 2001

With payment received on or before before July 1, 2001

Restricted to 120 cars total

Saturday Only \$25, Sunday Only \$20, Late Fee after July 1, 2001 \$10

Entry Fee Doubled on event day

Additional details on line at www.vmsc.org

SCCA Rules VMSC Style

Roll Bars required on open cars with Race Slicks

Registration Begins at 8:30 AM Saturday

First car off at 10:00 am Sat...4 total heats

Cars will run by class ~ Stock cars first

First car off at 12:00 pm on Sunday

No open exhausts before 12:00 pm Sunday

No Alcohol

1st Heat Entries work 2nd heat / 2nd heat entries work 1st


3rd works 4th / and 4th works 3rd

From Richmond: Take I-95 south to I-85 south, exit at Rt 460 west.

Take 460 west to Rt 1. Take Route 1 south approximately 1.5 miles the park will be on your right.

Send \$40 pre-registration fee and address for confirmation packet to :

VMSC Registrar
2510 Chartstone Drive
Midlothian, VA 23113





STATE

CHAMPS



VMSC 2001 St Champ Result Totals

Page 1 of 1

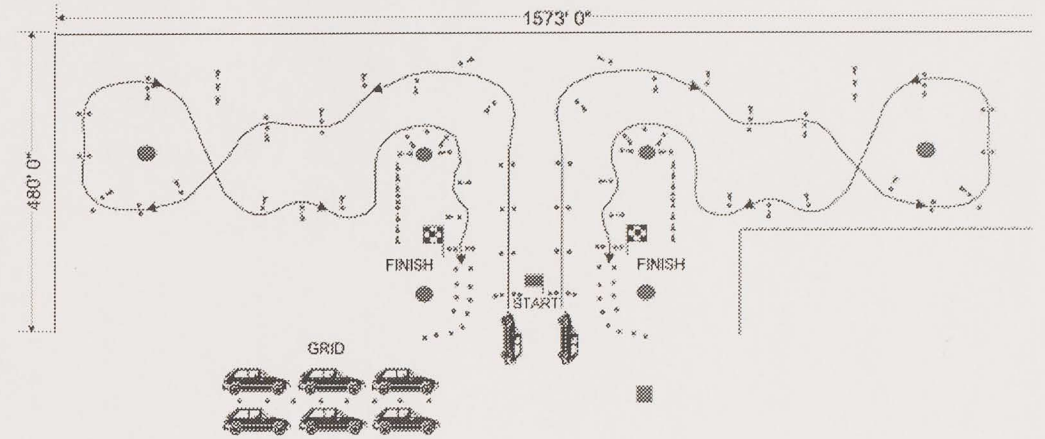
VMSC Home : 2001 State Championship : Total Times

State Championship

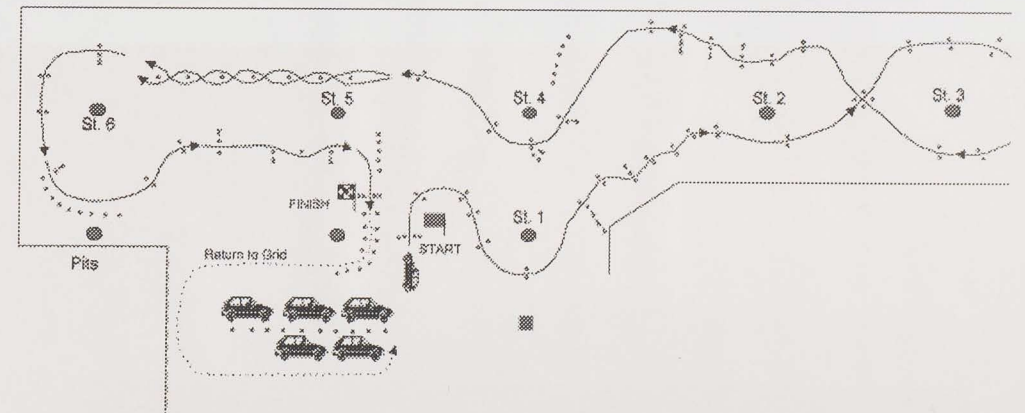
Place	Name	Class	Car #	Total
1	Gil Smith	SS	24	96.864
2	Jack McAfee Jr.	SS	13	110.504
1	Bruce Thompson	AS	6	103.027
1	Rod McGeorge	BS	38	98.837
2	Charlie Passut	BS	56	105.326
1	Jim Pastorius	CS	36	101.338
2	Charlene Pastorius	CS	16	106.871
1	Dave Merz	ES	25	106.045
2	John Schickler	ES	18	106.285
1	Dan Ecclestone	FS	3	101.678
2	Dana Cole	FS	43	107.625
1	George Perinis	GS	45	99.59
2	Aaron Buckley	GS	7	101.705
3	Scott Evens	GS	60	103.825
4	Ken Stern	GS	46	104.069
5	Michael Barnes	GS	42	115.029
1	Scott Hoffman	HS	55	103.384
1	Bill Whitehead	ASP	34	99.723
1	Beno Rubin	CSP	8	104.808
2	Zach McAfee	CSP	1	107.115
1	Bill Thomas	FSP	37	102.826
2	Engelbert Muelhaupt	FSP	31	103.796
1	John Sheally	AP	47	98.096
1	Roger Garrett	BP	30	99.455
1	Eric Bonnett	CP	29	96.806
2	Kienan Weber	CP	15	100.047
3	Bret Weber	CP	32	102.978
1	Steven Church	DP	97	98.457
1	Dick Rasmussen	CM	5	87.114
2	Stan Vann	CM	9	89.51
1	John Maglieri	DM	40	98.563
2	Larry Allamong	DM	26	100.338
1	Bobby Smith	EM	50	93.248
2	Bruce Baron	EM	17	101.218
1	Richard West	STS	27	99.77
2	Chris Perera	STS	14	105.875
1	Jack Hall	SSX	22	86.597
2	Bill Lloyd	HSX	39	86.767
3	Andy Turnbull	ESX	49	86.779
4	Stacy Glen	FSX	48	87.477
5	Frank DePew	ASX	33	88.863
6	David Sweet	GSX	10	90.817

Course Maps

VMSC State Championship - Saturday July 21, 2001




VMSC State Championship Sunday July 22, 2001





MORE CHAMPS





Home -> Event Results -> 7/1/2001
See PAX Results

VMSC Autocross August 12 2001
Sponsored by Richmond BMW

Pl	Name	Car #	Class	Year, Make, Model	T/DP	Run 1	Run 2	Run 3	R
1	B. Clare	44	AP	1993 Mazda RX-7	DP	55.697	56.35	58.867 (1)	53.60
2	J. Sheally	21	AP	1982 Morgan Plus 8	T	57.568	55.395	56.126	55.02
1	F. DePew	28	AS	2002 Mercedes Benz SLK230	T	57.335	59.159 (1)	56.606	56.43
2	M. DePew	10	AS	2002 Mercedes Benz SLK230	T	62.444	58.297	64.191 (1)	57.07
3	J. Delfino	82	AS	2002 Mercedes Benz SLK C32	T	68.571	58.576	57.68	59.88
4	B. Thompson	68	AS	2001 Honda S2000	DP	61.789 (2)	58.303	58.007	59.65
1	B. Smith	22	ASP	1970 Porsche 911	DP	56.533	55.618	54.549	54.58
2	E. Makowsky	58	ASP	1991 Toyota MR2 Turbo	T	62.068	60.212	59.037	60.27
3	H. Simpson	9	ASP	1986 Porsche 944T	DP	73.068 OC	73.858 OC	71.222 (1)	68.19
1	R. Garrett	30	BP	1998 Chevy Corvette	T	55.895	53.728	54.482	53.80
1	C. Passut	56	BS	1994 Mazda Miata	T	60.952	60.391	58.864	59.17
1	D. Rasmussen	38	CM	1973 Van Diemen	DP	55.640 (2)	49.706	48.769	48.03
2	B. Cooley	3	CM	1973 Van Diemen	T	50.742	51.881 (1)	49.942	48.11
3	B. Cooley	85	CM	1973 Van Diemen	DP	48.477	48.026	48.357	60.74
1	E. Bonnett	29	CP	1985 Ford Saleen	T	55.51	54.683	DNF	DNF
1	J. Cuneo	23	CS	1987 Toyota MR2	T	60.561	59.713	63.713 (2)	60.65
1	M. Chambers	69	CSP	1987 honda prelude	DP	61.498	58.405 OC	61.482 (2)	58.37
2	J. Griffith	66	CSP	1999 Honda Civic Si	T	61.487	60.173	58.537	62.58
3	Z. McAfee	16	CSP	1987 Mazda RX7	T	64.85 (1) Fun	61.057 Fun	59.171 Fun	58.48
1	J. Maglieri	36	DM	1968 Triumph Spitfire	T	55.801	52.93	52.914	58.51
2	L. Allamong	26	DM	1968 Triumph Spitfire	T	57.335	54.871	56.89 (1)	53.76
3	D. Plumley	32	DM	1988 Toyota MR2	T	58.956	66.869	57.391	58.97
4	B. Plumley	45	DM	1988 Toyota MR2	DP	61.381 OC	60.413	58.902	64.69
1	M. Balestri	14	DS	2001 Dodge Neon R/T	DP	67.911	63.592	62.268 Fun	61.83
1	T. Bleh	57	DSP	1987 BMW 325is	T	57.184 (1)	54.948	55.087	54.79
1	R. Baumhauer	76	EM	1976 chevrolet Cosworth Vega	T	59.009	59.579	57.275	56.35



BMW



Home -> [Event Results](#) -> 9/30/2001

[PAX Results](#) also available

These results are still UNOFFICIAL. If you see an error, email webmaster@vmsc.org.

RED CROSS BENEFIT AUTOCROSS

DATE: September 30, 2001

CO-ODS: JACK WILLIAMS, SCOTT HOFFMAN

ASSISTANT OD'S: DENNIE SCHICKLER, TIM ARO, ROD MCGEORGE



NOTES: WE HAD A HUGE TURNOUT FOR OUR RED CROSS BENEFIT AUTOCROSS, with well over 100 participants. Everyone RECEIVED 4 LONG RUNS ON THE CHALLENGING COURSE DESIGNED BY ROD MCGEORGE. WE RAISED OVER \$750 FOR THE RED CROSS, INCLUDING \$200 FROM FUN RUNS. Frank DePew paid \$25 for one fun run, to help us reach our fun run goal of \$200. Don't forget the cookout on Saturday the 6th of October at Dave's place in Charles City. See the VMSC News page for directions.

Special Thanks to the many people that worked all day, multiple times. Thanks also to all the people that drove long distances to autocross with us.




OC - DENOTES OFF COURSE

FTD - GENE COOLEY 57.707

#	NAME	CLUB CAR	1ST	2ND	3RD	4TH	BEST
SS							
24 T	GIL SMITH	VMSC CORV	66.189	OC	65.939	66.928	65.939
8	JACK MCAFEE, JR	VMSC CORV	78.894	76.124	74.998	72.528	72.528
129	MATT MADDEN	BMW M5	90.582	85.816	79.508	78.923	78.923
AS							
47 T	JOHN SHEALLY	VMSC PLUS 8	70.081+1	66.858	66.103	66.013	66.013
56 T	BRUCE THOMPSON	S2000	70.540+1	69.018	69.254	69.5	69.018
42	MARK DEPEW	VMSC SLK32	72.598	72.699	69.869	69.974	69.869
104	CHRIS LIESFELD	AUDI TT	71.122	83.097+6	71.07	71.352	71.07
105	JAMES DELFINO	VMSC SLK32	OC	75.784	72.593+1	72.077	72.077
64	SAMANTHA LISFELD	AUDI TT	76.563+1	75.857	73.618	73.931+2	73.618
51	JEFF CHASEN	VMSC AUDI TT	75	74.202+1	76.696	80.641	75
9	JOHN SEALEY	68 VETTE	OC	77.568+2	OC	75.084	75.084
142	ADAM CHASEN	AUDI TT	95.444	83.304	79.37	81.558	79.37
61	FRANK DEPEW -FUN	VMSC SLK32	68.292	75.325	68.08	67.415+1	
BS							
48 T	TIM ARO	VMSC SPYDER	64.857	62.741	62.816	63.141	62.741
15 T	ED RAYMUNDO	VMSC MIATA	65.722+1	64.862	65.055	67.302+2	64.862
53	ROD MCGEORGE	VMSC SPYDER	65.392	65.394+3	65.788	65.625	65.392
5	MARC PORTANOVA	MIATA	71.083+1	73.483	68.313	67.255	67.255
62	DONNA FRANK	VMSC MIATA	72.128	70.442+1	69.359	68.485	68.485
92	CHARLES FRANK	VMSC MIATA	70.117	68.837	69.86	68.872	68.837
1	ROB HAFLEY	MIATA	OC	75.148	72.616	72.389	72.389
70	ALLEN SMOTHF	MIATA	OC	75.226+1	72.651	73.635	72.651
CS							
36 T	JIM PASTORIUS	VMSC MR2	69.471	68.495	67.668	67.425	67.425
45 T	JEFF CUNEO	VMSC MR2	74.011	72.655	71.722	71.362	71.362
40	CHRIS LIESFELD	MR2	OC	OC	79.245	72.942	72.942
87	ROGER SATTTLER	MR2	OC	75.527	76.357	73.718	73.718
25	SHERRI WELLS	MIATA	OC	84.245	81.982	81.373	81.373



RED CROSS



VMSC 11/11/2001 Results

Home -> Event Results -> 11/11/2001

See PAX Results and Photos

Event: Going Fishing Autocross
 Date: 11/11/2001
 O.D.'s: Bill Lloyd, David Sweat
 Assistant O.D.'s: Genie Passut, Jack Williams - scoring
 OC - Denotes off-course, no time counted
 +n = n cones = 2-second penalty per cone



These results are unofficial. If you see an error, email webmaster@vmsc.org.

T?	NAME	CLUB	CAR	1ST	2ND	3RD	BEST
SS							
T 24	GIL SMITH	VMSC	Corvette	51.092+2	49.703+1	49.364	49.364
32	COCO ANTEZANA		Corvette	64.279	58.875+1	54.267+1	56.267
61	JACK MCAFFEE, JR	VMSC	Corvette	57.622+1	56.699	57.401	56.699
8	MATT MADDEN		BMW M5	63.892	59.741	59.573	59.573
103	ZACH MCAFFEE - FUN	VMSC	Corvette	57.376	56.031	56.118	
AS							
T 47	JOHN SHEALLY	VMSC	PLUS 8	51.538+1	50.608	51.170+1	50.608
T 4	JOHN SEALEY		Corvette	54.15	53.381	52.57	52.57
6	BRUCE THOMPSON		S2000	OC	52.646	55.088+2	52.646
22	DAVID SEALEY		Corvette	64.285	53.585	52.933	52.933
68	JOHN COLEMAN		BMW M3	68.272	62.578	61.727	61.727
1	CHRIS COLEMAN		BMW M3	63.475	60.337+3	59.615+2	63.475
BS							
T 87	TIM ARO	VMSC	SPYDER	50.201	50.12	49.729	49.729
38	ROD MCGEORGE	VMSC	SPYDER	OC	51.727	51.806	51.727
9	MARC PORTANOVA		MIATA	54.244	52.487	52.329	52.329
56	CHARLIE PASSUT	VMSC	MIATA	54.599+1	53.63	54.341+1	53.63
16	ROB HAFLEY		MIATA	69.662	54.913	56.905+3	54.913
CS							
T 45	JEFF CUNEO	VMSC	MR2	55.452	55.547	55.713	55.452
49	RICHARD HAGERICH	VMSC	MIATA	58.578	56.132	56.907	56.132
17	JON KROGSUND		924S	60.102	56.217	56.293	56.217
ES							
T 18	JOHN SCHICKLER	VMSC	GTI	56.804+1	55.366	54.806+1	55.366
25	DAVE MERZ	VMSC	GTI	OC	56.297	55.7	55.7
20	KEATH MARX	VMSC	CELICA	56.754+1	56.625	56.427+2	56.625
85	DONNA MARX	VMSC	CELICA	62.343	65.323+1	OC	62.349
FS							
T 58	DANA COLE	VMSC	Z-28	57.065	56.584	54.786+1	56.584
39	PATRICK LLOYD	VMSC	MUST	63.055+1	60.804	60.376	60.376
19	MATT LLOYD	VMSC	MUST	64.510+2	OC	61.31	61.31
GS							
T 46	KEN STERN	VMSC	CELICA	53.065	52.167	52.167	52.167
44	MICHAEL BARNES	VMSC	BMW325	OC	56.362	54.91	54.91
7.5	BRUCE J. BARON	VMSC	JETTA	58.541	58.097+2	57.597	57.597
HS							
T 55	SCOTT HOFFMAN	VMSC	CIVIC	56.218+1	56.434	55.486	55.486
84	BILL LLOYD	VMSC	VEGA	56.164+1	56.396	61.768	56.396





COOKOUT
AT
DAVE'S



OCT.
2001

