



Confirmed Events for 2002

Date	Function	Location	Officer(s) of the Day
Mar 24	Autocross	VMP	Jack Williams, Michael Barnes
Apr 28	Autocross - Sponsored by Blue Ridge Chapter of BMWCCA and Richmond BMW	VMP	Michael Barnes, Jack Williams
May 12	Toyota Day Autocross - Sponsored by McGeorge Toyota	VMP	Tim Aro, Rod McGeorge
Jun 9	Autocross	Southside Speedway	Richard West, Tom Yost
Jun 23	Autocross - Sponsored by Whitten Brothers	VMP	Tom Yost, Charlie Passut
Jul 28	Autocross	VMP	Lonnie Hawkins, Engelbert Muelhaupt
Aug 10	Free Hot Laps	Southside Speedway	TBA
Aug 11	Autocross	Southside Speedway	TBA
Sep 8	BMW Day Autocross	VMP	Keath Marx, Michael Barnes
Sep 22	Fall Series #1	Southside	Jack Williams, Michael Barnes
Oct 13	Lucky 13 Autocross	Cloverleaf Mall	Glenn Zobel, Tom Yost
Oct 27	Fall Series #2	Southside (No 1st-timers)	Charlie Passut, Gil Smith
Nov 10	Fall Series #3 - Register until Nov 8	Southside	?
Nov 24	Final Autocross of 2002 - Register until Nov 22	VMP	TBA

VMSC 3/24/2002 Results

Page 1 of 3

Home : Event Results : 3/24/2002

See PAX Results and Photos
Event: Guten Morgan Autocross
Date: 3/24/2002
O.D.'s:
Assistant O.D.'s: Genie Passut,
OC - Denotes off-course, no time counted
+n = n cones = 2-second penalty per cone

These results are unofficial. If you see an error, email webmaster@vmsc.org.

EVENT: GUTEN MORGAN AUTOCROSS
 DATE: 3/24/2002
 LOCATION: VIRGINIA MOTORSPORTS PARK

CO-OD'S: MICHAEL BARNES & JACK WILLIAMS
 ASST. OD'S: BILL LLOYD & GENIE PASSUT

ALL MISSPELLINGS and TYPOS ARE INTENTIONAL.

AS #	T/P NAME	CLUB	CAR	1ST	2ND	3RD	4TH	BEST
24	T GIL SMITH	VMSC	CORV.	OC	50.404+1	50.912	50.091	50.091
27	JACK HALL	VMSC	CORV.	53.163	51.858	52.7	51.54	51.54
13	JACK MCAFEE, JR	VMSC	CORV.	54.71	53.734+1	53.509	54.24	53.509

BS #	T/P NAME	CLUB	CAR	1ST	2ND	3RD	4TH	BEST
87	T BRUCE THOMPSON	VMSC	S2000	54.957	52.255	52.006	52.467+2	52.006

CS #	T/P NAME	CLUB	CAR	1ST	2ND	3RD	4TH	BEST
14	T TIM ARO	VMSC	SPYDER	50.488+1	49.732+1	49.768	49.344	49.344
38	T ROD MCGEORGE	VMSC	SPYDER	52.151	51.912	51.812	50.698	50.698
28	MARC PORTANOVA	VMSC	MIATA	54.263	53.395	53.955	53.023	53.023
53	JACK WILLIAMS	VMSC	MIATA	56.046	56.322	53.746	52.626+1	53.746
29	ROB HAFLEY	VMSC	MIATA	57.608	54.864+2	53.904	52.746+1	53.904
56	CHARLIE PASSUT	VMSC	MIATA	55.856	54.599	54.851	53.950+1	54.599

DS #	T/P NAME	CLUB	CAR	1ST	2ND	3RD	4TH	BEST
62	T KEN STERN	VMSC	CELICA	52.381+1	52.285+1	52.353+3	52.68	52.68
63	GLENN ZOBEL	VMSC	WRX	56.430+1	56.230+2	55.911+4	56.797	56.797
119	ALAN ARCHER	VMSC	TYPE R	OC	OC	68.096	OC	68.096

ES #	T/P NAME	CLUB	CAR	1ST	2ND	3RD	4TH	BEST
71	DP JIM ROBERTS	VMSC	MR2	51.827+2	51.222+2	51.038	50.43	50.43
23	T JIM PASTORIUS	VMSC	MR2	53.003+1	52.883	51.203	50.6	50.6
34	RICHARD HAGERICH	VMSC	MIATA	54.863	53.375	53.031	54.184	53.031
45	JEFF CUNEO	VMSC	MR2	56.862	56.175	55.028	54.208	54.208
15	BRIAN EAVEY	VMSC	RX7	64.04	62.41	62.238	60.876	60.876
122	PATRICK QUINN	VMSC	MR2	OC	OC	61.739	OC	61.739




FS #	T/P NAME	CLUB	CAR	1ST	2ND	3RD	4TH	BEST
100	T PAT GRIFFITH	VMSC	CAMARO	52.859	51.6	51.406+1	51.271	51.271
93	KAREN KRAUS	VMSC	CAMARO	54.082	53.158	52.894+1	52.422+1	53.158
36	DANA COLE	VMSC	CAMARO	57.873	57.037+1	56.28	55.953+1	56.28
55	LARRY ALLAMONG	VMSC	CAMARO	58.886+1	58.606+1	58.572	DNS	58.572




GS #	T/P NAME	CLUB	CAR	1ST	2ND	3RD	4TH	BEST
95	DP CHARLES FRANK	VMSC	CELICA	56.664+1	54.378+1	54.205	OC	54.205

http://www.vmsc.org/results/2002/2002_03_24/index.html

1/15/2003











VMSC 4/14/2002 AutoX PAX Results

Page 2 of 2
Page 1 of 3

4/14/2002

See
Event: IMOLA AUTOCROSS
Date: 4/14/2002
Location: VIRGINIA MOTORSPORTS PARK
CO-OD'S: ?
Assistant OD'S: ?

These results are UNOFFICIAL. If you see an error, email

Only VMSC members are counted for real club points thru PAX indexing.

PAX RATING - RACERS THEORETICAL PERFORMANCE
(X-Class times are already PAX'ed)

Note that this index handicaps those on street tires.

VIRGINIA MOTOR SPORT CLUB
IMOLA AUTOCROSS 2002


Indexed Results

APRIL 14, 2002

Pos	Num/Cls	Driver Name, Club	Yr Make Model	(Index)	IndxTime
1.	72/STS	RICHARD WEST, VMSC	99 SUBA IMPREZA RS	(0.784)	0:38.928
2.	81/STS	COURTNEY CORMIER, VMSC	98 DODG NEON	(0.784)	0:39.819
3.	68/ES	JIM ROBERTS, VMSC	93 TOYO MR 2	(0.802)	0:39.875
4.	65/CM	DICK RASMUSSEN, VMSC	85 VAN RF-85	(0.919)	0:40.341
5.	24/AS	GIL SMITH, VMSC	96 CHEV CORVETTE	(0.828)	0:40.348
6.	10/GS	SCOTT HOFFMAN, VMSC	91 NISS SENTRA SER	(0.785)	0:40.365
7.	18/SM	TERRY BAKER	88 BMW 325	(0.834)	0:40.443
8.	62/DS	KEN STERN, VMSC	01 TOYO CEL. GT-S	(0.798)	0:40.627
9.	25/ES	JIM PASTORIUS, VMSC	93 TOYO MR2	(0.802)	0:40.630
10.	94/GS	ANDY TURNBULL	91 NISS SENTRA SER	(0.785)	0:40.772
11.	70/DS	DAN ECCLESTONE, VMSC	02 SUBA WRX	(0.798)	0:40.905
12.	38/CS	AARON BUCKLEY	01 TOYO MR2	(0.812)	0:41.098
13.	71/CM	STAN VANN	70 CALD D9	(0.919)	0:41.398
14.	60/EM	BOBBY SMITH, VMSC	73 PORS 911	(0.904)	0:41.475
15.	82/AS	JACK HALL, VMSC	96 CHEV CORVETTE	(0.828)	0:41.486
16.	51/CS	ERIC PETERSON, VMSC	00 TOYO SPYDER	(0.812)	0:41.508
17.	64/AM	GENE COOLEY, VMSC	73 TUI FSV	(1.000)	0:41.534
18.	74/AM	BERNARD COOLEY, VMSC	73 TUI FSV	(1.000)	0:41.586
19.	61/GS	CHARLES FRANK, VMSC	02 TOYO CELICA	(0.785)	0:41.606
20.	98/STS	JOHN GRIFFITH, VMSC	99 HOND CIVIC SI	(0.784)	0:41.674
21.	30/BSP	ROGER GARRETT, VMSC	98 CHEV CORVETTE	(0.840)	0:41.709
22.	63/GS	KEATH MARX, VMSC	02 TOYO CELICA	(0.785)	0:41.888
23.	28/CS	MARC PORTANOVA, VMSC	99 MAZD MIATA	(0.812)	0:41.920
24.	49/DS	PETER GLEKAS	00 TOYO CELICA	(0.798)	0:41.968
25.	31/FSP	ENGELBERT MUELHAUPT, VMSC	91 FORD ESCORT GT	(0.817)	0:41.986
26.	93/SM	PAUL RICE	90 FORD MUSTANG	(0.834)	0:42.145
27.	56/CS	CHARLIE PASSUT, VMSC	93 MAZD MIATA	(0.812)	0:42.166
28.	46/ES	RICHARD HAGERICH, VMSC	90 MAZD MIATA	(0.802)	0:42.262
29.	16/ES	CHARLENE PASTORIUS, VMSC	93 TOYO MR2	(0.802)	0:42.307
30.	53/CS	JACK WILLIAMS, VMSC	98 MAZD MIATA	(0.812)	0:42.466
31.	9/CP	KIENAN WEBER, VMSC	89 FORD MUSTANG	(0.854)	0:42.481
32.	39/HS	BILL LLOYD, VMSC	73 CHEV VEGA	(0.779)	0:42.481
33.	17/DS	CURTIS STAPLES, VMSC	87 BMW 325IS	(0.798)	0:42.645

http://www.vmsc.org/results/2002/2002_04_14/pax.html

1/11/2003





VMSC 4/14/2002 Results

Page 1 of 3

4/14/2002

See and
These results are unofficial. If you see an error, email and/or

VIRGINIA MOTOR SPORT CLUB
IMOLA AUTOCROSS 2002
APRIL 14, 2002
LOCATION: VIRGINIA MOTORSPORTS PARK
O.D.s: Engelbert Muelhaupt, Charlie Passut

One Line Results - All Runs

OC - Denotes off-course, no time counted
+n = n cones = 2-second penalty per cone


RAW TIMES SHOWN. CONE PENALTIES IN PARENTHESES (2 SECONDS PER CONE)


CARS ALONE IN A CLASS MAY BE BUMPED TO NEXT FASTER CLASS USING SCCA BUMPING ORDER


Pos	Name	Yr Model	Run1	Run2	Run3	Run4	Best
Class: STREET TIRE							
1.	CHRIS NEWTON	98 323IS	54.840	55.164+1	54.022	54.164+1	43.110
2.	JOHN KELSEY	98 NEON RT	57.935	55.908	55.674	55.263	43.381
3.	RANDALL FISH	02 WRX	55.692	O/C	54.953	O/C	43.852
4.	LARRY THOMAS	99 BOXSTER	57.657	53.952	53.472+1	53.191	43.989
5.	ADAM HART	01 GTI VR6	59.812	56.956	56.330	57.165+1	44.219
6.	DAVID SWEAT	88 CELICA	O/C	O/C	58.011	57.058	44.791
7.	STACY GLENN	86 MUSTANG	O/C	64.628+1	56.217	57.594+1	45.480
8.	BRIAN PILAND		57.386	55.841	O/C	57.176	45.790
9.	HENRY MCGOVERN	02 WRX	O/C	59.269	57.491	57.667	45.878
10.	JAMIE MILLHISER	91 318IS	61.922	60.138	57.930	56.692	46.034
11.	DAVID SALA	02 WRX WGN	58.012	O/C	O/C	O/C	46.294
12.	MICHAEL BARNES	95 325IS	O/C	58.779+3	58.700	56.749+1	46.843
13.	TOM MILLHISER	95 M3	65.372	60.275	60.705	57.183	47.290
14.	DAVID OGBURN	99 MUSTANG	63.676	O/C	58.266	57.640	47.611
15.	GEORGE BOBROVSKY	88 MUSTANG	62.298	O/C	60.465+1	58.466	47.767
16.	MEGHAN HAMM	97 DEL SOL	61.481	61.519	62.640	DNS	47.894
17.	AUDIE CHENERY	96 ACCORD	67.961	64.329	63.323	62.296	48.529
18.	JEFF CHENERY	96 ACCORD	64.142	O/C	63.714	62.780	48.906
19.	STUART SQUIER	84 GTI	72.213	67.951	64.958	O/C	50.602
20.	DENNY HALL	99 VIGGEN	66.193	O/C	O/C	O/C	51.962
21.	TINA THOMAS	99 BOXSTER	67.039	66.742	61.344+5	DNF	55.196
Class: A-STOCK							
1.	GIL SMITH	96 CORVETT	49.826	49.798	49.590	48.730	48.730
2.	JACK HALL	96 CORVETT	51.837+4	50.233	50.816	50.104	50.104
Class: B-STOCK							
1.	BRUCE THOMPSON	01 S2000	O/C	52.327	52.264	51.641	51.641
Class: C-STOCK							
1.	AARON BUCKLEY	01 MR2	52.220+1	51.740	50.613	50.744+1	50.613
2.	ERIC PETERSON	00 SPYDER	50.185+1	50.320+1	49.118+1	52.237+1	51.118
3.	MARC PORTANOVA	99 MIATA	54.002	52.259	51.626	52.022	51.626
4.	CHARLIE PASSUT	93 MIATA	52.906	53.029	53.242	51.928	51.928
5.	JACK WILLIAMS	98 MIATA	53.653	54.218	52.298	52.561+1	52.298
6.	ROB HAFLEY	00 MIATA	O/C	54.877	53.115	62.624	53.115
7.	CHRIS STEPHENS	00 MIATA	69.237	56.008	53.433	53.634+1	53.433
8.	CHRIS LIESFELD	87 MR2	58.328	56.583	56.494	55.749+2	56.494
Class: D-STOCK							
1.	KEN STERN	01 CEL. GT	53.227	51.125	51.057	50.911	50.911
2.	DAN ECCLESTONE	02 WRX	51.949	51.673	51.529	51.260	51.260
3.	PETER GLEKAS	00 CELICA	55.590+1	52.591	51.320+1	52.552+1	52.591

http://www.vmsc.org/results/2002/2002_04_14/index.html

1/11/2003









BMW

Sponsored Events

VMSC 4/28/2002 Results

Page 3 of 3

: 4/28/2002

See
These results are corrected, but unofficial. If you see an error, email Full BMW results are at bottom of page.

and

VIRGINIA MOTOR SPORT CLUB
BMW AUTOCROSS 2002
APRIL 28, 2002
LOCATION: VIRGINIA MOTORSPORTS PARK
O.D.s: Michael Barnes, Jack Williams

One Line Results - All Runs

OC - Denotes off-course, no time counted
+n = n cones = 2-second penalty per cone

RAW TIMES SHOWN. CONE PENALTIES IN PARENTHESES (2 SECONDS PER CONE)

CARS ALONE IN A CLASS MAY BE BUMPED TO NEXT FASTER CLASS USING SCCA BUMPING ORDER

BMW AUTOCROSS
APRIL 28, 2002

One Line Results - 4Run/Best

WWW.VMSC.ORG

Pos	Name	Yr Model	Run1	Run2	Run3	Run4	Best
Class: STREET TIRE							
1.	CHRIS NEWTON	98 323IS	65.008	58.961	58.522+1	61.469+3	47.051
2.	JOHN KELSEY	98 NEON R/	O/C	60.869	60.248	60.071+2	47.295
3.	JACK WILLIAMS	98 MIATA	59.381	59.147	60.610	O/C	48.027
4.	DAVID SWEAT	88 CELICA	65.781	O/C	61.399	62.665+1	48.198
5.	ADAM HART	01 GTI VR6	64.555+1	61.899	61.581	60.426+1	48.341
6.	RICK CARR	87 INTEGRA	62.195	64.292	63.960	63.621	48.450
7.	CHRIS STEPHENS	00 MIATA	64.373+1	60.673+1	61.129	59.828	48.580
8.	BRUCE BARON	02 JETTA	O/C	65.678+2	O/C	62.041	48.702
9.	DAVID SALA	02 WRX WGN	64.381	61.048	62.071+1	61.917+1	48.716
10.	PASHA PATERSON	02 GOLF	64.622	65.371+1	O/C	62.766	48.895
11.	STACY GLENN	86 MUSTANG	62.690	61.456	O/C	60.492	48.938
12.	AMIR SADOLLAH	97 328I	O/C	62.862	65.435	62.492	49.056
13.	MICHAEL BARNES	95 325IS	65.570	61.833	O/C	O/C	49.343
14.	RIC BERGSTROM	91 318IS	73.722	63.217+1	63.100	62.567	51.305
15.	JAMIE MILLHISER	91 318IS	63.648+2	63.739+1	64.685+1	64.093+1	51.605
16.	KERRY FLYNN	75 SPITFIR	O/C	63.287	65.874+1	DNS	51.705
17.	MICHAEL LOHR	91 318IS	75.623	68.491	O/C	66.523	52.221
18.	STUART BURGH	87 535IS	65.486	63.613	62.227	63.270	52.271
19.	ELLIE VENAFRO	95 INTEGRA	O/C	69.426	68.682+1	66.884	52.504
20.	MARTY FRASIER	96 M3	63.548	O/C	63.502	O/C	52.516
21.	MEGHAN HAMM	97 DEL SOL	70.191+1	66.048+4	66.127+1	67.691+3	53.071
22.	JUSTIN DOWNEY	87 INTEGRA	69.777	68.575+1	O/C	64.437+2	53.312
23.	DYLAN DAVIS	89 E30 M3	67.112+3	68.959+1	63.292+2	63.460+1	54.986
24.	RUTH MCCULLEN	98 M3	81.548	O/C	69.105	66.803	55.246
25.	GEORGE BOBROVSKY	88 MUSTANG	O/C	70.737	68.313	66.882+1	56.427
26.	BYRON MCCAULEY	80 320I	O/C	72.355	71.069	69.362	56.669
27.	GLYNN BRANNAN	95 325IS	O/C	O/C	70.367+1	O/C	57.749
28.	JENNIFER JONES	02 SUNFIRE	80.662	77.631	77.811+1	77.752	60.475
29.	JOHN WALLACE	91 SENTRA	O/C	O/C	O/C	O/C	DNF
Class: A-STOCK							
1.	GIL SMITH	96 CORVETT	55.055+1	52.598+1	52.974	52.345	52.345
2.	JACK HALL	96 CORVETT	55.326	55.025+1	54.893	54.583+2	54.893
3.	JACK MCAFEE, JR.	84 CORVETT	56.648+1	58.231+1	56.393	55.846	55.846
Class: C-STOCK							
1.	CHARLIE PASSUT	93 MIATA	60.335+2	O/C	O/C	58.005	58.005

http://www.vmsc.org/results/2002/2002_04_28/index.html

1/11/2003



VMSC 9/8/2002 Results

Page 3 of 3

: 9/8/2002

See
If you see an error, please e-mail Keath at

Page 1 of 3

Virginia Motor Sport Club

Final Results, #0 - BMW Blue & White Roundel Autocross - September 08, 2002



Total Entries: 86, Registered: 86, with Times: 85

Car #	Driver	Car Model	Runs: 1 - 4
Class: 'SS' Total Entries: 1 Trophies: 1			
T1	89 Karl Woerner	M3	91.066+OFF > 90.977+OFF 103.484
Class: 'AS' Total Entries: 2 Trophies: 1			
T1	24 Gil Smith	Corvette	74.247+1
2	13 Jack McAfee, Jr.	Corvette	74.959 > 73.877
			86.667+OFF 77.060 > 76.096
Class: 'BS' Total Entries: 4 Trophies: 1			
T1	96 Krista Minehart	MR2 Turbo	80.683+OFF
2	105 Glen Minehart	MR2 Turbo	77.742+OFF > 76.675
3	76 Tom Millhiser	M3	80.209+1 79.055+OFF 79.947
4	115 Werth Teachey	300zx	89.611+OFF 85.638+OFF 84.649
			88.335 > 85.368+1 92.582
Class: 'CS' Total Entries: 5 Trophies: 2			
T1	22 Marc Portanova	Miata	76.570
T2	56 Charlie Passut	Miata	75.336 > 74.257
3	14 Rob Hafley	Miata	78.993 77.608 79.474
4	63 Glenn Zobel	Miata	80.188 77.674+1 77.216
5	120 Bob Dow	Miata	79.217+OFF 77.822 > 77.726
			79.941 81.451 80.171
Class: 'DS' Total Entries: 3 Trophies: 1			
1	2 Bruce J. Baron	Cooper S	81.310+OFF
2	78 Michael Barnes	325is	87.590 81.506
3	87 Glynn Brannan	325is	80.738+2 79.669+3 79.741
			103.198+OFF 101.823+OFF 96.614
Class: 'ES' Total Entries: 3 Trophies: 1			
1	116 Rob Redanz	Miata	80.086+1
2	111 Chris Boling	Miata	79.652
3	15 Brian Eavey	RX-7	82.779+3 78.797 79.068
			85.649+OFF > 81.627+1 83.648
Class: 'FS' Total Entries: 1 Trophies: 1			
	59 Dana Cole	Camaro Z28	89.030+OFF 81.862 > 81.426
Class: 'GS' Total Entries: 5 Trophies: 2			
T1	27 Keath Marx	Celica	> 77.345
			78.552 77.239

http://www.vmsc.org/results/2002/2002_09_08/index.html

1/11/2003









VMSC 5/12/2002 Results

: 5/12/2002

See
If you see an error, email _____ and _____

VIRGINIA MOTOR SPORT CLUB
LOCATION: VIRGINIA MOTORSPORTS PARK

One Line Results - All Runs

OC - Denotes off-course, no time counted
+n = n cones = 2-second penalty per cone

RAW TIMES SHOWN. CONE PENALTIES IN PARENTHESES (2 SECONDS PER CONE)
FIRST PLACE IN CLASSES OF ONE OR TWO CARS GETS A DASH PLAQUE, NOT A TROPHY.

MCGEORGE TOYOTA AUTOCROSS


One Line Results - 4Run/Best

MAY 12, 2002
HAPPY MOTHER'S DAY!

Pos	Name	Yr Model	Run1	Run2	Run3	Run4	Best
Class: STREET TIRE							
1.	HENRY MCGOVERN	02 WRX	57.544				
2.	LARRY THOMAS	99 BOXSTER	54.212	56.576	54.442+1	53.643	42.807
3.	DAVID SALA	02 WRX WGN	58.031	53.037	51.798	52.018	42.837
4.	DAVID SWEAT	88 CELICA	56.527	55.446	54.772	53.749	42.892
5.	STACY GLENN	86 MUSTANG	56.047	55.199	54.956	55.721+1	43.140
6.	AMIR SADOLLAH	97 328I	58.472	55.859	67.508	53.726	43.464
7.	RICK CARR	87 INTEGRA	58.348	58.445	O/C	O/C	43.849
8.	DAVID OGBURN	99 MUSTANG	56.408	56.601	58.491	57.783	45.013
9.	JUSTIN DOWNEY	87 INTEGRA	60.678	59.312	55.124	54.600	45.100
10.	RUSTY HOPKINS	98 NEON R/	57.376	56.130	58.964	58.772+2	45.933
11.	JOHN SCHICKLER	72 CAMARO	55.768	55.279	56.833+1	56.103	46.004
12.	RYAN PATTERSON	98 PRELUDE	58.342	67.244+1	55.675+1	54.501	46.544
13.	DYLAN DAVIS	89 E30 M3	56.589	56.529	57.524	57.007	46.746
14.	STUART BURGH	87 535IS	58.511	57.878	56.134	89.161+1	47.153
15.	AARON AUNINS	87 SCIROCC	73.562	59.719	56.827	56.409	47.384
16.	RUSSELL SMITH	91 ACCORD	65.879	64.727	60.571	59.116	48.475
17.	GLYNN BRANNAN	95 325IS	O/C	64.825	64.408	62.397	48.607
18.	PETER KELLY	87 944S	66.008	58.296	62.117	61.775	49.296
19.	TINA THOMAS	02 COOPER	68.279	65.289	58.662	56.579+1	49.318
20.	JOSH SMITH	91 ACCORD	64.478	64.707	63.875	63.466	49.440
21.	EARL TYLER	02 JETTA	O/C	70.404	63.056+1	62.440+1	50.199
22.	MICHAEL BARNES	72 200Z	64.572	64.148	67.226	64.931	50.581
23.	DAVID THOMPSON	92 MIATA	61.869	O/C	64.591	63.346	51.754
24.	LINDSAY CARR	87 INTEGRA	74.394	71.883	59.727	58.116	52.537
25.	HEATHER TYLER	02 JETTA	O/C	78.065	70.522	68.529	53.384
					74.590	72.867	56.763
Class: SUPER STOCK							
1.	PHIL DAME	02 CORVETT	49.493+1	49.601	49.088	48.611+1	49.088
Class: A-STOCK							
1.	GIL SMITH	96 CORVETT	49.654+1	48.241+1	47.897	48.859	47.897
2.	JACK HALL	96 CORVETT	50.086	49.753	49.802	O/C	49.753
3.	JACK MCAFFEE, JR.	84 CORVETT	54.041	52.638	52.509	60.045	52.509
Class: B-STOCK							
1.	GLEN MINEHART	91 MR2 TUR	53.680	53.393	52.612+1	52.624	52.624
2.	KRISTA MINEHART	91 MR2 TUR	56.269+1	54.580	54.154	52.791	52.791
Class: C-STOCK							
1.	ERIC PETERSON	00 SPYDER	48.058+2	47.537	46.984+1	O/C	47.537
2.	MARK CHILES	01 MR2 SPI	48.793	47.869	47.543	47.566	47.543
3.	ROD MCGEORGE	00 SPYDER	48.957	48.129	48.336	48.314	48.129
4.	AARON BUCKLEY	00 MR2 SPY	O/C	49.246	48.459	48.262+1	48.459

http://www.vmsc.org/results/2002/2002_05_12/index.html

1/11/2003





Home : Event Results : 6/23/2002

See PAX Index and Photos

If you see an error, email webmaster@vmsc.org and keath@marx.ws.



Virginia Motor Sport Club

Final Results, Whitten Mazda Mania - June 23, 2002
Sponsored by Whitten Brothers Mazda
Total Entries: 113, with Times: 113
Updated: 7/12/2002

SS AS ASP AP AM BS BSP CS CSP CP DS DSP DP
DMES ESP EM FS FSP GS HS SM STS STX FUN X

Car	#	Driver	Car Model	Runs: 1 - 4		
Class: 'SS' Total Entries: 1 Trophies: 1						
T1	57	Greg Miller	02 BMW M Roads	71.552	+DNF	81.499-
Class: 'AS' Total Entries: 2 Trophies: 1						
T1	24	Gil Smith	Corvette	62.743	63.051	> 61.608
2	65	Jack Hall	Corvette	65.510	+DNF	64.915
Class: 'ASP' Total Entries: 2 Trophies: 1						
T1	34	Bill Whitehead	911	68.315	67.393+1	66.077
2	75	Richard Fohl	Plus 8	71.321	> 68.211	70.388-
Class: 'AP' Total Entries: 1 Trophies: 1						
T1	47	John Sheally	Plus 8	66.710	66.496	> 65.110
Class: 'AM' Total Entries: 4 Trophies: 1						
T1	78	Gene Cooley	Super vee	56.516	56.476	56.360
2	48	Bernard Cooley	Super vee	57.891	> 56.828	56.924
3	99	Jeff Chasen	Silver Fox	64.827+OFF	68.490	63.479
4	105	Adam Chasen	Silver Fox	98.254	83.739	> 81.395
Class: 'BS' Total Entries: 6 Trophies: 2						
T1	96	John Sealey	Corvette	68.832	67.983	> 66.790
T2	114	David Sealey	Corvette	67.121+OFF	> 67.152	71.324-
3	124	Krista Minehart	MR2 Turbo	68.267	68.845	68.404
4	123	Glen Minehart	MR2 Turbo	85.441+OFF	77.432	68.287-
5	106	Dylan Davis	E30 M3	76.074+1	73.034+OFF	> 75.678
6	49	Doug Markham	81 Morgan Plus	81.014+OFF	78.809+OFF	> 72.797-
Class: 'BSP' Total Entries: 2 Trophies: 1						
T1	30	Roger Garrett	Corvette	65.552	> 65.232	64.620-
2	94	Stuart Burgh	535is	+OFF	72.400+OFF	72.622-
Class: 'CS' Total Entries: 3 Trophies: 1						
T1	22	Marc Portanova	Miata	64.593	65.403	64.143

http://www.vmsc.org/results/2002/2002_06_23/index.html

1/15/2003



You're #1




The Best!





You're a Winner





VIRGINIA IS FOR LOVERS™





VM 7/28/2002 Results

Page 1 of 4

7/28/2002

See and
If you see an error, please e-mail

Virginia Motor Sport Club



Final Results, #0 - July 28, 2002 - July 28, 2002
Total Entries: 115, Registered: 115, with Times: 115



Car	#	Driver	Car Model	Runs: 1 - 4		
Class: 'AS' Total Entries: 2 Trophies: 1						
T1	24	Gil Smith	Corvette	49.764+OFF	60.506	50.761
2	13	Jack McAfee, Jr.	Corvette	53.367+2	52.423	> 51.857
Class: 'BS' Total Entries: 2 Trophies: 1						
T1	119	Bruce Thompson	S2000	54.083	52.940	52.085
2	49	J. C. Fohl	Porsche 944 Tu	65.835+OFF	59.857+OFF	> 57.703
Class: 'CS' Total Entries: 4 Trophies: 1						
T1	22	Marc Portanova	Miata	50.816+1	50.904	50.791
2	53	Jack Williams	Miata	54.459	> 52.354	52.844
3	56	Charlie Passut	Miata	54.268+2	54.098+2	> 54.227
4	115	Jimmy Nash	mr2	50.715+OFF	68.617+OFF	65.531
Class: 'DS' Total Entries: 5 Trophies: 2						
T1	62	Ken Stem	Celica GT-S	51.293+1	51.231+OFF	> 51.827
T2	19	Chris Perera	02 WRX	52.299+1	51.326+1	> 49.982
3	63	Glenn Zobel	WRX	54.559	> 53.945	55.554
4	96	Peter Gekas	Celica GT-S	52.688+2	> 50.463+2	51.736
5	58	Michael Barnes	325is	60.049+1	57.215	57.767
Class: 'ES' Total Entries: 2 Trophies: 1						
T1	25	Richard Hagerich	miata	54.074+1	52.114	51.820
2	15	Brian Eavey	RX-7	58.109	57.048	> 55.615
Class: 'FS' Total Entries: 3 Trophies: 1						
T1	23	Karen Kraus	Camaro Z28 1LE	50.629+3	49.673+1	49.603
2	52	Pat Griffith	96 z28 camaro	50.252+3	> 50.191+1	50.382
3	59	Dana Cole	Camaro Z28	58.942	58.434+1	58.535
Class: 'GS' Total Entries: 6 Trophies: 2						
T1	139	Andy Turnbull	Sentra SE-R	52.627+1	52.336	52.689
T2	51	Keath Marx	Celica GT	53.505	54.048	54.493
3	130	Ryan Jenkins	SC2	53.080+2	52.880+2	53.081
4	120	Matthew Leech	SC2	54.976+1	53.024+1	61.328
5	97	John Wallace	Sentra SE-R	56.241	> 54.696	55.226
6	41	Donna Marx	Celica GT	57.077+1	55.770	> 54.961

Class: 'HS' Total Entries: 5 Trophies: 2

http://www.vmsc.org/results/2002/2002_07_28/index.html

1/11/2003





You're #1



: 8/11/2002

See
If you see an error, please e-mail


Virginia Motor Sport Club

Final Results, #0 - I haven't a clue @ Southside - August 11, 2002
Total Entries: 56, Registered: 56, with Times: 55

Car #	Driver	Car Model	Runs: 1 - 4
Class: 'AS' Total Entries: 1 Trophies: 1			
T1	24 Gil Smith	Corvette	64.850 65.327 > 63.984
Class: 'CS' Total Entries: 2 Trophies: 1			
T1	56 Charlie Passut	Miata	70.916 69.556 68.909
2	53 Jack Williams	Miata	70.175 69.773 69.107
Class: 'DS' Total Entries: 4 Trophies: 1			
T1	62 Ken Stern	Celica GT-S	70.299+OFF 68.207 > 66.841
2	26 Chris Perera	WRX	67.704+1 > 68.170 68.186
3	58 Michael Barnes	325is	70.573+1 70.050 70.517
4	63 Glenn Zobel	WRX	73.460+OFF 88.987+OFF 70.194
Class: 'ES' Total Entries: 3 Trophies: 1			
T1	25 Richard Hagerich	miata	70.470+OFF > 68.845 68.886
2	15 Brian Eavey	RX-7	76.404 76.794 73.915
3	75 Gary Sargent	91 Miata	80.661 78.788 78.337
Class: 'FS' Total Entries: 1 Trophies: 1			
T1	59 Dana Cole	Camaro Z28	74.312 72.121 70.724
Class: 'GS' Total Entries: 2 Trophies: 1			
T1	51 Keath Marx	Celica	71.325 70.090 68.981
2	61 Donna Marx	Celica GT	73.859 > 70.247 69.849
Class: 'HS' Total Entries: 1 Trophies: 1			
T1	18 Rick Carr	Integra	77.347 75.789 31.197
Class: 'CSP' Total Entries: 3 Trophies: 1			
T1	33 Bill Keogh	95 miata	51.415+OFF 71.074+OFF > 67.115
2	5 Zach McAfee	Rx-7	71.107 69.302 68.968
3	40 John Griffith	Civic SI	68.876 68.828 > 68.447
Class: 'ESP' Total Entries: 2 Trophies: 1			
T1	44 Stacy Glenn	Mustang GT	69.689 > 68.830 72.982
2	76 George Bobrowsky	88 Mustang	79.161 > 77.835 76.138

http://www.vmsc.org/results/2002/2002_08_11/index.html

1/11/2003





Final Results

Page 2 of 4
Page 1 of 4

Virginia Motor Sport Club


Final Results, #0 - November Nights - 24 October 2002
Total Entries: 115, Registered: 102, with Times: 102

Car	#	Driver	Car Model	Runs: 1 - 4
Class: 'SS' Total Entries: 2 Trophies: 1				
T1	37	Phil Dame	Corvette	41.965+1 42.101+2
2	115	Al Hakki	01 BMW M5	48.945+1 48.343
Class: 'AS' Total Entries: 3 Trophies: 1				
T1	24	Gil Smith	Corvette	42.636+2 > 42.113
2	13	Jack McAfee, Jr.	Corvette	47.424 45.214
3	27	Amanda Smith	Corvette	60.413+1 56.816
Class: 'BS' Total Entries: 3 Trophies: 1				
T1	6	Chris Sweat	MR2 TURBO	49.777+1 49.054
2	100	J.C. Fohl	944 Turbo	999.999+OFF 999.999+OFF
3	91	Michael Barnes	Porsche	999.999+OFF 51.222
Class: 'CS' Total Entries: 4 Trophies: 1				
T1	22	Marc Portanova	Miata	46.061 44.547
2	23	David Kimmel	Miata	> 44.267 49.227
3	56	Charlie Passut	Miata	47.016 45.510
4	63	Glenn Zobel	Miata	48.783+1 > 44.913+1
Class: 'DS' Total Entries: 2 Trophies: 1				
T1	62	Ken Stern	Celica GT-S	999.999+OFF 45.534
2	10	Scott Hoffman	Celica GTS	48.902 46.316
Class: 'ES' Total Entries: 5 Trophies: 1				
T1	36	Jim Pastorius	MR2	44.205 43.429
2	9	Richard Hagerich	miata	44.655 47.794
3	48	Rob Redanz	Miata	45.388 44.530
4	43	Chris Boling	Miata	46.494+2 46.448
5	15	Brian Eavey	RX-7	51.832 50.878
Class: 'FS' Total Entries: 1 Trophies: 1				
T1	59	Dana Cole	Camaro Z28	999.999+OFF 47.404
Class: 'GS' Total Entries: 7 Trophies: 2				
T1	26	Keath Marx	Celica GT	52.855+2 44.347
T2	42	Donna Frank	Celica	999.999+OFF 46.960+1

http://www.marx.ws/autox/vmscevents/021124/200211224_fin.htm

1/11/2003

Cloverleaf Mall Comes with Spectators!



VMSC 10/13/2002 Results

Page 4 of 4

Page 1 of 4

: 10/13/2002

See the

and


If you see an error, please e-mail Keath at


Virginia Motor Sport Club

#	Driver	Car Model	Runs: 1 - 4
Class: 'SS' Total Entries: 1 Trophies: 1			
T1	11 Greg Miller	M Roadster	49.777 46.834+OFF
Class: 'AS' Total Entries: 2 Trophies: 1			
T1	13 Jack McAfee, Jr.	Corvette	45.728 43.222
2	24 Gil Smith	Corvette	45.410+1 45.138+1
Class: 'BS' Total Entries: 1 Trophies: 1			
T1	107 Bruce Thompson	S2000	46.303 > 44.575
Class: 'CS' Total Entries: 5 Trophies: 1			
T1	22 Marc Portanova	Miata	44.664 45.671
2	14 Rob Hafley	Miata	48.443+1 45.155+1
3	56 Charlie Passut	Miata	> 44.691 45.513
4	63 Glenn Zobel	Miata	46.594+2 46.291
5	102 David Kimmel	Miata	48.533 47.163
Class: 'DS' Total Entries: 3 Trophies: 1			
T1	62 Ken Stern	Celica GT-S	45.493 43.884
2	17 Curtis Staples	325is	46.581+OFF 43.692
3	58 Michael Barnes	325is	46.918 > 46.253
Class: 'ES' Total Entries: 2 Trophies: 1			
T1	88 Richard Hagerich	miata	44.067 43.771+1
2	15 Brian Eavey	RX-7	48.255 46.628
Class: 'FS' Total Entries: 1 Trophies: 1			
T1	59 Dana Cole	Camaro Z28	46.572 45.297
Class: 'GS' Total Entries: 6 Trophies: 2			

http://www.vmsc.org/results/2002/2002_10_13/index.html

1/11/2003





Southside

Speedway



June & September Events

VMSC 6/9/2002 Results

Page 2 of 2

Page 1 of 2

: 6/9/2002

See and
If you see an error, email

and



Final Results, #0 - Attack of the Cones! - 6/9/2002
Total Entries: 55, Registered: 55, with Times: 54

Car #	Driver	Car Model	Runs: 1 - 4
Class: 'fun' Total Entries: 1 Trophies: 1			
T1	73 Lonnie Hawkins	Sentra SE-R	64.581 > 64.162 64.838
Class: 'sts' Total Entries: 8 Trophies: 3			
T1	36 Richard West	Impreza RS	61.991 61.258+1 > 61.085
T2	20 Chris Perera	96 200sx SER	65.816 65.474 > 61.085
T3	10 Scott Hoffman	96 200sx SER	65.608 > 64.179 64.703
4	46 Matthew Ingraham	Jetta 1.8T	68.506 66.925 > 65.324
5	37 Lonnie Hawkins	96 200SX SE-R	67.908+off > 65.509 66.267
6	70 Jon Derrenbacker	Sentra SE-R	71.292 69.810 69.630
7	67 Brian Laramie	89 Honda Civic	77.271 70.997 69.938
8	19 Joseph Doran	SE-R	73.463 71.195 70.502
Class: 'as' Total Entries: 2 Trophies: 1			
T1	24 Gil Smith	Corvette	61.156+1 60.353 60.358
2	13 Jack McAfee, Jr.	Corvette	66.966 65.577 64.163
Class: 'cs' Total Entries: 3 Trophies: 1			
T1	22 Marc Portanova	Miata	65.629 65.184 63.781
2	53 Jack Williams	Miata	65.772 64.186 65.781
3	14 Rob Hafley	Miata	67.763 66.329 66.273
Class: 'ds' Total Entries: 3 Trophies: 1			
T1	42 Ken Stern	Celica GT-S	63.770 62.821+2 > 61.909
2	58 Michael Barnes	325is	68.052 66.001 65.827
3	63 Glenn Zobel	02 Subaru WRX	70.652 > 65.795 66.758
Class: 'es' Total Entries: 1 Trophies: 1			
T1	15 Brian Eavey	RX-7	73.973 71.591 > 70.768
Class: 'fs' Total Entries: 1 Trophies: 1			
T1	59 Dana Cole	Camaro Z28	68.330 66.719 > 66.191
Class: 'gs' Total Entries: 2 Trophies: 1			
T1	7 Lee Williams	Integra	65.680 > 64.795 65.318
2	52 Adam Hart	GTI VR6	73.629 > 68.678 69.201
Class: 'hs' Total Entries: 1 Trophies: 1			

http://www.vmsc.org/results/2002/2002_06_09/index.html

1/11/2003

VMSC 9/22/2002 Results

Page 1 of 3

: 9/22/2002

See
If you see an error, please e-mail Jack at



Virginia Motor Sport Club Summer's End Autocross



September 22, 2002

Location: Southside Speedway

CO-OD'S: MICHAEL BARNES & JACK WILLIAMS
ASST. OD'S: CHARLIE & GENIE PASSUT

Unofficial Results by class:

Car#	Driver	Club	Car	Runs: 1 - 4	Best			
Class: 'AS' Entries: 2								
#	T/P NAME	CLUB	CAR	1ST	2ND	3RD	4TH	BEST
24	T GIL SMITH	VMSC	CORV.	66.943+1	67.675	66.093	66.056+1	66.093
Class: 'CS' Entries: 5								
#	T/P NAME	CLUB	CAR	1ST	2ND	3RD	4TH	BEST
56	T CHARLIE PASSUT	VMSC	MIATA	72.3	70.897	70.928	70.604	70.604
63	GLENN ZOBEL	VMSC	MIATA	74.078+1	72.157	71.832+1	72.162+2	72.157
Class: 'ES' Entries: 2								
#	T/P NAME	CLUB	CAR	1ST	2ND	3RD	4TH	BEST
43	T CHRIS BOLING	VMSC	MIATA	73.904	73.435+1	72.925	72.46	72.46
15	BRIAN EAVEY	VMSC	RX7	77.475	75.515	76.04	73.551	73.551
Class: 'FS' Entries: 1								
#	T/P NAME	CLUB	CAR	1ST	2ND	3RD	4TH	BEST
59	DANA COLE	VMSC	CAMARO	77.326	74.659	73.116	73.472+1	73.116
Class: 'GS' Entries: 1								
#	T/P NAME	CLUB	CAR	1ST	2ND	3RD	4TH	BEST
66	DP ADAM HART	VMSC	GTI	78.324-OC	75.742	74.633	74.496+1	74.633
Class: 'HS' Entries: 1								
#	T/P NAME	CLUB	CAR	1ST	2ND	3RD	4TH	BEST
8	DP JEFF CHENERY	VMSC	CIVIC	81.118	75.803	74.397	73.052	73.052
Class: 'STS' Entries: 9								
#	T/P NAME	CLUB	CAR	1ST	2ND	3RD	4TH	BEST
72	DP RICHARD WEST	VMSC	IMPRES	67.787+1	66.626+1	66.746+1	66.618	66.618
36	T JOHN GRIFFITH	VMSC	CIVIC	70.290+2	70.053+1	69.884	69.438	69.438
83	MITCH ROSS		240Z	OC	71.136+2	69.629+2	69.498	69.498
46	MATTHEW INGRAHAM	VMSC	JETTA	71.348	69.961	69.84	69.689	69.689
79	RYAN CLARK		INTEGRA	73.614	71.836	71.754	70.368	70.368
18	BRIAN LARAMIE		CIVIC	73.672	71.482+1	71.984	71.1	71.1
78	SCOTT WALSH		INTEGRA	72.018	69.767+2	71.109	69.871+1	71.109
71	LONNIE HAWKINS	VMSC	SE-R	73.673	73.201	72.519	71.876	71.876
21	DAVID MARSH		CIVIC	OC	76.143	72.998	73.212	72.998
Class: 'STX' Entries: 2								

http://www.vmsc.org/results/2002/2002_09_22/index.html

1/11/2003



