

2003






Virginia Motor Sport Club
Pax Final Results, #0 - VMP - 09 March 2003
Total Entries: 107

	Car	#	Driver	Car Model	Time	Factor	=	Pax Time	Di
1	GS	148	MARK CHILES	MINI	52.379*	0.782	=	40.960	0.0
2	STX	26	COURTEY C.	MINI	52.099*	0.798	=	41.575	0.6
3	GS	184	JEFF JACOBS	MINI	53.997*	0.782	=	42.226	0.6
4	STX	72	RICHARD WEST	MINI	53.028*	0.798	=	42.316	0.0
5	SM	119	RON KATONA	M3	50.796*	0.834	=	42.364	0.0
6	AS	24	GIL SMITH	CORV.	51.394*	0.828	=	42.554	0.1
7	CSP	38	ROD MCGEORGE	SPYDER	50.833*	0.839	=	42.649	0.0
8	CSP	98	TIM ARO	SPYDER	50.888*	0.839	=	42.695	0.0
9	GS	27	ANDY TURNBULL	SE-R	54.673*	0.782	=	42.754	0.0
10	SM	19	TERRY BAKER	325	51.335*	0.834	=	42.813	0.0
11	STS	28	CHRIS PERERA	GS-R	54.722*	0.784	=	42.902	0.0
12	GS	95	KAREN KRAUS	SE-R	55.101*	0.782	=	43.089	0.1
13	GS	31	ENGLEBERT M.	SVT FCS	55.494*	0.782	=	43.396	0.3
14	DS	62	KEN STERN	CELICA	55.312*	0.795	=	43.973	0.5
15	ASP	60	BOBBY SMITH	911	52.060*	0.846	=	44.043	0.0
16	FS	39	BILL LLOYD	CAMARO	54.669*	0.806	=	44.063	0.0
17	SS	18	PHIL DAME	VETTE	52.654*	0.837	=	44.071	0.0
18	STS	33	DAVID MARTIN	ACCORD	56.239*	0.784	=	44.091	0.0
19	STX	96	PAT GRIFFITH	FIREBIRD	55.322*	0.798	=	44.147	0.0
20	HS	10	SCOTT HOFFMAN	PROTÉGÉ	56.900*	0.778	=	44.268	0.1
21	SM	20	JAMES MCLVER	M3	53.144*	0.834	=	44.322	0.0
22	HS	43	CHRIS BOLING	MINI	57.139*	0.778	=	44.454	0.1
23	CS	22	MARC PORTAOVA	MIATA	54.656*	0.814	=	44.490	0.0
24	CM	49	STANN VANN	D9	48.795*	0.916	=	44.696	0.2
25	CSP	5	ZACH MCAFEE	RX7	53.314*	0.839	=	44.730	0.0
26	DS	77	RYAN BRADFIELD	TYPE R	56.294*	0.795	=	44.754	0.0
27	ES	11	RICHARD HAGERICH	MIATA	55.694*	0.804	=	44.778	0.0
28	STX	100	GEORGE PERINIS	FIREBIRD	56.117*	0.798	=	44.781	0.0
29	CS	63	GLENN ZOBEL	MIATA	55.014*	0.814	=	44.781	0.0
30	CS	53	JACK WILLIAMS	MIATA	55.360*	0.814	=	45.063	0.2
31	HS	41	JEFF CHENERY	CIVIC	58.144*	0.778	=	45.236	0.1
32	DSP	54	TOM YOST	ITEGRA	55.467*	0.818	=	45.372	0.1
33	EM	40	GLENN BUNCH	COBRA	50.669*	0.899	=	45.551	0.1
34	STX	108	BRIAN DOWDY	WRX	57.119*	0.798	=	45.581	0.0
35	DS	83	MATT BAKER	WRX	57.487*	0.795	=	45.702	0.1
36	DSP	17	CURTIS STAPLES	325	55.909*	0.818	=	45.734	0.0
37	SM	25	SCOTT GLENN	ECLIPSE	54.866*	0.834	=	45.758	0.0
38	STS	35	JOSEPH EGGERT	ZX3	58.416*	0.784	=	45.798	0.0
39	STS	57	LONNIE HAWKINS	SE-R	58.462*	0.784	=	45.834	0.0
40	GS	92	RUSTY HOPKINS	NEON	58.640*	0.782	=	45.856	0.0
41	FSP	64	BILL THOMAS	JETTA	56.292*	0.815	=	45.878	0.0
42	GS	51	DAVID SWEAT	ALLTRC	58.707*	0.782	=	45.909	0.0
43	DS	32	PATRICK WALSH	328	57.786*	0.795	=	45.940	0.0
44	STX	76	MATT BAKER	WRX	57.732*	0.798	=	46.070	0.1
45	HS	91	AUDIE CHEEERY	CIVIC	59.307*	0.778	=	46.141	0.0

http://www.vmsc.org/results/2003/2003_03_09/pax.html




12/19/03







AUTO SHOW


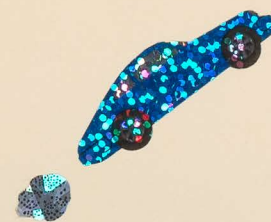


Virginia Motor Sport Club

Pax Final Results, #10 - Rain - Sleet - Snow Autocross - 03/30/2003
Total Entries: 62

Car	#	Driver	Car Model	Time	Facto
1	STS	72 Richard West	Impreza RS	64.340	*0.78
2	STX	55 Courtney Cormier	Mini Cooper S	65.035	*0.79
3	STS	41 David Martin	Accord	68.176	*0.78
4	HS	43 Scott Hoffman	Protégé	68.837	*0.77
5	STX	91 Randall Fish	Subaru WRX	67.187	*0.79
6	HS	50 Pasha Paterson	Golf	69.022	*0.77
7	ES	16 Jim Pastorius	MR2	67.533	*0.80
8	STX	61 David Ogburn	Mustang	68.259	*0.79
9	GS	37 Andy Turnbull	Sentra SE-R	71.167	*0.78
10	DS	11 Rick Carr	Integra	70.447	*0.79
11	SM	69 Ron Katona	BMW M3	67.345	*0.83
12	DSP	54 Tom Yost	Integra	68.930	*0.81
13	STS	52 Patrick Lloyd	Integra	71.981	*0.78
14	GS	31 Engelbert Muelhaupt	Focus	72.394	*0.78
15	GS	36 Gordon Paterson	Focus SVT	72.712	*0.78
16	FSP	64 Bill Thomas	VW Jetta	70.004	*0.81
17	CS	22 Marc Portanova	Miata	70.100	*0.81
18	GS	68 David Sweat	Celica	73.058	*0.78
19	STS	35 Joseph Eggert	Focus ZX3	72.898	*0.78
20	HS	99 Chris Sharpe	Protégé	73.627	*0.77
21	FS	29 Eric Bonnett	Mustang	71.280	*0.80
22	GS	71 Chris Sweat	Celica	73.566	*0.78
23	GS	82 Rusty Hopkins	Neon R/T	73.811	*0.78
24	ES	70 Richard Hagerich	Miata	71.840	*0.80
25	ESP	44 Stacy Glenn	Mustang	70.408	*0.82
26	NDS	75 Dave Ogburn	Sentra SE-R	58.205	*0.79
27	FS	6 Larry Allamong	Camaro	72.542	*0.80
28	DS	65 Ryan Bradfield	Integra	73.643	*0.79
29	STS	57 Lonnie Hawkins	Sentra SE-R	75.424	*0.78
30	STS	80 Ryan Lee	VW GTI	75.437	*0.78
31	SM	23 Scott Glenn	Eclipse	71.007	*0.83
32	AS	24 Gil Smith	Corvette	70.816	*0.83
33	CS	63 Glenn Zobel	Miata	72.919	*0.81
34	CS	14 Rob Hafley	Miata	73.849	*0.81
35	BS	171 Ralph Priebe	Honda S2000	72.889	*0.82
36	BS	58 Michael Barnes	Porsche 911	73.047	*0.82
37	DP	3 Joseph Doran	Nissan SER	72.026	*0.84
38	FS	39 Bill Lloyd	Mustang	75.876	*0.80
39	CS	53 Jack Williams	Miata	75.825	*0.81
40	NCSP	10 Dustin Correale	Miata	62.076	*0.83
41	FP	47 John Sheally	Morgan Plus 8	72.709	*0.86
42	AS	13 Jack McAfee Jr.	Corvette	74.881	*0.83
43	DP	67 Jon Derrenbacher	Sentra SE-R	74.355	*0.84
44	ESP	8 Josh Taylor	Mustang	76.600	*0.82
45	DP	109 Jason Fuller	Civic	75.443	*0.84
46	FSP	27 Kerry Flynn	Spitfire	78.471	*0.81
47	ESP	7 Kevin Glaus	Mustang	77.765	*0.82
48	FS	59 Dana Cole	Camaro	79.860	*0.80
49	CS	56 Charlie Passut	Miata	79.991	*0.81
50	NGS	79 Becky Cramer	Civic	65.235	*0.78
51	CSP	156 Anthony Case	Miata	78.008	*0.83
52	ESP	77 Steve Velasco	Mustang	80.493	*0.82
53	STX	83 Robert Swartz	Taurus SHO	83.750	*0.79
54	CSP	33 Richard Bradfield	RX7	81.024	*0.83
55	EM	1 Paul Malcomb	Mirage	79.857	*0.89





[VMSC Home](#) : [Event Results](#) : 4/13/2003

VMSC Autocross Results

Event Name: Tax-Free Autocross

Event Date: 4/13/2003

[See the PAX Results.](#)

VMSC awards one trophy per full or partial group of 5 cars. 6 cars = 2 trophies.

VIRGINIA MOTOR SPORT PARK

CO-OD'S: Charlie Passut & Tom Yost

ASST. ODS: GENIE PASSUT

SS	#	T NAME	1ST	2ND	3RD	4TH	BEST
	18	DP PHIL DAME	53.952+2	54.64	54.606+3	58.247	54.64

AS	#	T NAME	1ST	2ND	3RD	4TH	BEST
	24	T GIL SMITH	53.8	OC	54.345	53.808+1	53.8
	13	JACK MCAFEE JR	59.611+1	57.441	55.735	55.979+1	55.735
	4						

BS	#	T NAME	1ST	2ND	3RD	4TH	BEST
	113	T HAN AH-SUE	60.234+1	56.798	56.277	55.453	55.453
	76	T JOHN SEALEY	59.434+1	59.196	57.872	57.618	57.618
	34	DAVID SEALEY	60.323+1	59.878	57.882	70.998	57.882
	71	RALPH PRIEBE	OC	57.971	58.239	62.48	57.971
	73	CHRIS SWEAT	61.348	59.594+1	60.357	61.022	60.357
	58	MICHAEL BARNES	OC	66.575+1	64.119	64.384	64.119



CS	#	T NAME	1ST	2ND	3RD	4TH	BEST
	22	T MARC PORTANOVA	OC	OC	55.268	54.943	54.943
	12	CHRIS PETERSON	56.918+2	58.013+2	57.656+1	57.004	57.004
	56	CHARLIE PASSUT	58.152	58.344	57.573	57.308	57.308
	21	DAVID KIMMEL	66.308	62.982	60.974	60.318	60.318
	7	PAT JARRETT	64.146	62.267	61.663	60.571	60.571


DS	#	T NAME	1ST	2ND	3RD	4TH	BEST
	48	DP RICK CARR	59.508	58.653	59.396+1	59.495+1	58.653

ES	#	T NAME	1ST	2ND	3RD	4TH	BEST
	16	T JIM PASTORIUS	56.985	55.014+1	55.356+1	54.502	54.502
	11	RICHARD HAGERICH	57.769	56.722	57.026+2	55.959+1	56.722
	68	ALLEN SMOTHERS	60.891	60.578	61.273+1	61.398+1	60.578

http://www.vmsc.org/results/2003/2003_04_13/index.html

12/19/03





AUTOCROSS CROSSES





S


C

H

O

O

L



Virginia Motor Sport Club

Pax Final Results, #3 - 27th - April 27, 2003
Total Entries: 103



Car	#	Driver	Car Model	Time	Factor	Pax
1	csp	28 Tim Aro	00 Toyota Spide	40.663	*0.839	= 34
2	csp	38 Rod McGeorge	00 Toyota Spide	40.912	*0.839	= 34
3	psts	72 Richard West	99 Impreza	44.337	*0.784	= 34
4	as	24 Gil Smith	96 Corvette	42.253	*0.828	= 34
5	es	67 Richard Hagerich	90 Mazda Miata	43.640	*0.804	= 35
6	hs	43 Scott Hoffman	01 Mazda Proteg	45.225	*0.778	= 35
7	sts	89 Ryan Clark	89 Acura Integr	45.048	*0.784	= 35
8	hs	35 Jeff Chenery	90 Civic Si	45.882	*0.778	= 35
9	gs	31 Engelbert Muelhaupt	02 Ford Focus S	45.894	*0.782	= 35
10	hs	120 Chris Boling	03 MINI Cooper	46.197	*0.778	= 35
11	pds	23 Ken Stern	Celica GT-S	45.253	*0.795	= 35
12	fsp	10 Joe Blackburn	76 MG Midget	44.370	*0.815	= 36
13	fs	39 Bill Lloyd	02 Z28	44.875	*0.806	= 36
14	sts	83 Matthew Ingraham	01 VW Jetta 1.8	46.208	*0.784	= 36
15	sts	106 John Griffith	99 Civic Si	46.219	*0.784	= 36
16	cp	46 Kienan Weber	89 Mustang	42.489	*0.853	= 36
17	cs	63 Glenn Zobel	94 Miata	44.642	*0.814	= 36
18	es	74 Mark Dominey	91 Mazda Miata	45.348	*0.804	= 36
19	fsp	64 Bill Thomas	88 Jetta	44.736	*0.815	= 36
20	dsp	54 Tom Yost	91 Integra	44.584	*0.818	= 36
21	dsp	76 Bill Keogh	95 Mazda Miata	44.644	*0.818	= 36
22	dp	32 Al Knapp	92 Nissan NX200	43.343	*0.845	= 36
23	as	13 Jack McAfee	84 Corevette	44.433	*0.828	= 36
24	stx	61 David Ogburn	99 Mustang Cobr	46.211	*0.798	= 36
25	fsp	77 Kerry Flynn	75 Spitfire	45.253	*0.815	= 36
26	gs	52 David Sweat	88 Celica Alltr	47.201	*0.782	= 36
27	hs	50 Pasha Paterson	02 VW Golf 2.0	47.446	*0.778	= 36
28	cs	14 Rob Hafley	00 Mazda Miata	45.459	*0.814	= 37
29	cs	56 Charlie Passut	94 Miata	45.542	*0.814	= 37
30	cs	22 Marc Portanova	99 Mazda Miata	45.573	*0.814	= 37
31	asp	34 Bill Whitehead	75 911	43.896	*0.846	= 37
32	lhs	18 Audie Chenery	96 Honda Accord	47.816	*0.778	= 37
33	csp	5 Zach McAfee	87 RX7	44.372	*0.839	= 37
34	ds	9 Rick Carr	97 Acura Integr	46.835	*0.795	= 37
35	sm	100 Frank Depew	90 Civic	44.665	*0.834	= 37
36	gs	36 Gordon Paterson	02 Focus SVT	47.751	*0.782	= 37
37	fs	59 Dana Cole	99 Z28	46.340	*0.806	= 37
38	pfisp	47 John Sheally	Morgan	45.846	*0.815	= 37
39	hs	42 Ray Schumin	00 VW Golf TDI	48.060	*0.778	= 37
40	sts	57 Lonnie Hawkins	96 200 SX	47.701	*0.784	= 37
41	ds	69 Jayme Scott	98 Z3	47.053	*0.795	= 37
42	bs	71 Ralph Priebe	00 S2000	45.403	*0.825	= 37
43	gs	40 Rusty Hopkins	98 Dodge Neon	47.980	*0.782	= 37
44	sts	26 Keath Marx	200SX	47.919	*0.784	= 37
45	nds	75 Dave Ogburn	02 Sentra SpecV	47.365	*0.795	= 37
46	sts	86 Tim Smiley	91 Jetta GLI	48.148	*0.784	= 37
47	sts	109 Brian Laramie	89 Civic	48.149	*0.784	= 37
48	nfsp	45 Cole Harden	97 Honda Accord	46.457	*0.815	= 37
49	am	68 Bernard Cooley	73 Tui	37.947	*1.000	= 37
50	cp	3 Bret Weber	89 Mustang	44.488	*0.853	= 37
51	dm	55 Larry Allamong	68 Spitfire	42.664	*0.891	= 38
52	bp	30 Roger Garrett	91 Covette	44.042	*0.865	= 38
53	ngs	80 Michael Flannery	99 Contour	48.719	*0.782	= 38
54	bs	70 Kelvin Owen	02 S2000	46.213	*0.825	= 38
55	csp	88 Beno Rubin	87 Honda Civic	45.505	*0.839	= 38



http://www.vmsc.org/results/2003/2003_04_27/pax.html

12/19/03







VMSC Home : [Event Results](#) : 5/11/2003

VMSC MirrorKhana

Event Name: Done With Mirrors

Event Date: 5/11/2003

See the [Class Results](#).

Cars ran four runs on the Left and Right courses.

Name	Car	Class	PAX	PAX Time
1. RICHARD WEST	Impreza	STS	0.784	50.125
2. COURTNEY CORMIER	MINI Cooper S	STX	0.798	51.069
3. MARK CHILES	MINI Cooper S	GS	0.782	51.109
4. ERIC PETERSON	MR2 Spyder	CS	0.814	51.223
5. ROD MCGEORGE	MR2 Spyder	CSP	0.839	51.548
6. JEFF JACOBS	MINI Cooper S	GS	0.782	51.550
7. JIM PASTORIUS	MR2	ES	0.804	51.553
8. KEVIN ALLEN	Impreza	STS	0.784	51.720
9. CHRIS STEPHENS	MR2 Spyder	CS	0.814	51.779
10. ANDY TURNBULL	Celica GT	GS	0.782	51.892
11. CHRIS PERERA	WRX	DS	0.795	51.894
12. DONNA FRANK	Celica GT	GS	0.782	51.926
13. RON KATONA	M3	SM	0.834	52.019
14. CHARLES FRANK	Celica GT	GS	0.782	52.553
15. CHRIS BOLING	MINI	HS	0.778	52.571
16. SCOTT HOFFMAN	Protégé	HS	0.778	52.623
17. ENGELBERT MUELHAUPT	SVT Focus	GS	0.782	52.684
18. BRENDA ASHBURN	MINI Cooper S	GS	0.782	52.973
19. JEFF CHENERY	Civic Si	HS	0.778	53.315
20. GIL SMITH	Corvette	AS	0.828	53.420
21. RICHARD HAGERICH	Miata	ES	0.804	53.534
22. BOBBY SMITH	914	EM	0.899	53.554
23. RYAN BRADFIELD	Type R	STX	0.798	53.607
24. BILL LLOYD	Z-28	FS	0.806	53.767
25. MARC PORTANOVA	Miata	CS	0.814	53.791
26. BILL KEOGH	Miata	DSP	0.818	53.832
27. RANDALL FISH	WRX Wagon	STX	0.798	53.880
28. JOSEPH EGGERT	Focus	STS	0.784	54.075
29. GLENN ZOBEL	Miata	CS	0.814	54.323
30. LONNIE HAWKINS	200SX SE-R	STS	0.784	54.414
31. AUDIE CHENERY	Civic Si	HS	0.778	54.427
32. MATT INGRAHAM	Jetta 20v T	STS	0.784	54.560
33. JACK MCAFFEE	Corvette	AS	0.828	54.583
34. KELVIN OWEN	S2000	BS	0.825	55.193
35. JOHN SHEALLY	Morgan	ASP	0.846	55.212
36. BILL WHITEHEAD	911	ASP	0.846	55.213
37. CURTIS STAPLES	325	DSP	0.818	55.258
38. TOM YOST	Integra	DSP	0.818	55.596
39. RICK CARR	Type R	DS	0.795	55.610
40. DAVE OGBURN	SE-R Spec V	DS	0.795	55.653
41. PATRICK LLOYD	Integra	GS	0.782	55.707
42. JACK WILLIAMS	Miata	CS	0.814	55.728
43. GLENN BUNCH	Cobra	EM	0.899	55.953
44. AL KNAPP	NX2000	DP	0.845	55.976
45. ZACH MCAFFEE	RX7	CSP	0.839	56.023
46. RAY SCHUMIN	Golf TDI	HS	0.778	56.048

http://www.vmsc.org/results/2003/2003_05_11/pax.html

12/19/03








PAX Results from Policed Autocross at Cloverleaf Mall June 22, 2003

See the Class Results

PI	Nr	Name	Class	Year	Vehicle	Color	Mbr	Run 1	
1	72	Richard West	STS	P	1999	Subaru Impreza	blue	Y	33.696
2	39	Bill Lloyd	FS		2002	Chevy Z28	other	Y	35.555
3	31	Engelbert Muelhaupt	GS		2002	Ford Focus	red	Y	36.171
4	35	Jeff Chenery	HS		1990	Honda Civic	red	Y	38.319 +1
5	76	Bill Keogh	DSP		1995	Mazda Miata	black	Y	37.639 3
6	9	Rick Carr	DS		1997	Acura Integra	white	Y	36.14
7	2	Cole Harden	STS	N	1997	Honda Accord	silver	Y	37.074 3
8	34	Bill Whitehead	ASP		1975	Porsche 911	white	Y	35.352
9	24	Gil Smith	AS		1996	Chevy Corvette	black	Y	35.304 oc
10	37	David Martin	STS		1994	Honda Accord	black	Y	36.4
11	67	Richard Hagerich	ES		1990	Mazda Miata	red	Y	39.074 +1
12	69	Marc Portanova	CS		1999	Mazda Miata	white	Y	35.646
13	99	Stephen Catlin	AS		1996	Chevy Corvette	black	Y	34.542 3
14	62	Rusty Hopkins	GS		1998	Dodge Neon R/T	red	Y	37.782 3
15	18	Audie Chenery	HS	L	1990	Honda Civic	red	Y	40.431 +1 3
16	16	Joseph Eggert	STS		2001	Ford Focus ZX3	red	Y	36.933 3
17	61	David Ogburn	STX		1999	Ford Mustang Cobra	red	Y	38.517 +1
18	4	David Sweat	GS		1988	Toyota Celica Alltrac	blue	Y	38.638
19	107	Jayme Scott	DS	N	1998	BMW Z3 2.8	black		37.91
20	101	Patrick Lloyd	GS		1992	Acura Integra	black	Y	38.252
21	54	Tom Yost	DSP		1991	Acura Integra	black	Y	36.482
22	43	Ryan Bradfield	STX		1998	Acura Integra Type R	white	Y	36.923
23	70	Rob Hafley	CS		2000	Mazda Miata	green	Y	oc 3
24	57	Lonnie Hawkins	STS		1996	Nissan Sentra SE-R	red	Y	38.997 3
25	55	Larry Allamong	DM		1972	Triumph Spitfire	B	Y	34.933
26	119	Paul Rice	SM		1990	Ford Mustang	blue		36.952 oc
27	30	Roger Garrett	BP		1998	Chevy Corvette	black	Y	34.232
28	3	Joseph Milbank	STS	N	2002	MINI Cooper S	gray		38.638 oc
29	75	Dave Ogburn	DS		2002	Nissan Sentra SpecV	white	Y	37.812
30	71	Ralph Priebe	STX		2002	Subaru WRX	other	Y	39.221 oc o
31	140	Joe Blackburn	FSP		1975	Midget	?	?	46.088
32	56	Charlie Passut	CS		1993	Mazda Miata	red	Y	37.269
33	130	Carlos Hwa	STS		2003	Subaru Impreza WRX	black		43.479 oc
34	36	Gordon Paterson	GS		2002	Ford Focus SVT	silver	Y	38.878
35	53	Jack Williams	CS		1998	Mazda Miata	red	Y	36.48 3
36	5	Zach McAfee	CSP		1987	Mazda Rx-7	white	Y	35.647 3
37	134	Jason Fuller	DP		1988	Honda Civic			36.859 3
38	64	Bill Thomas	FSP		1988	VW Jetta	white	Y	36.596
39	13	Jack McAfee, Jr.	AS		1984	Chevy Corvette	white	Y	36.541 3
40	83	Michael Flannery	GS	N	1999	Ford Contour SE	silver		39.508
41	128	Kerry Flynn	FSP		1975	Triumph Spitfire	Blue	Y	38.224
42	50	Pasha Paterson	HS		2002	VW Golf 2.0 R	gold	Y	38.587 3
43	97	Al Knapp	DP		1992	Nissan NX2000	white	Y	36.431
44	21	Ric Bergstrom	DSP		1991	BMW 318is	black	Y	39.17
45	79	John Griffith	STS		1987	MR2	black	Y	39.827 oc 4
46	59	Dana Cole	FS		1999	Chevy Camaro Z28	silver	Y	38.318 3
47	68	David Marsh	STS	N	1999	Honda Civic Si	black		41.532 oc
48	133	Devin Bousquet	STX	N	2002	VW GTI	black		42.401

http://www.vmsc.org/results/2003/2003_06_22/pax.html





Virginia Motor Sport Club

Pax Final Results, #0 - Cole days of Summer - 13 July 2003
Total Entries: 95

Car	#	Driver	Car Model	Time	Factor	Pax
1	PSTS	72 Richard 'Go' West	Impreza RS	45.535	*0.784	= 35
2	DSP	71 Tom Bleh	87 BMW 325is	44.663	*0.818	= 36
3	PSTX	2 Courtney Cormier	03 Cooper S	46.030	*0.798	= 36
4	PSTS	120 Kevin Allen	01 Impreza 2.5R	46.920	*0.784	= 36
5	GS	94 Andy Turnbull	02 Celica GT	48.042	*0.782	= 37
6	CS	65 Marc Portanova	99 Miata	46.261	*0.814	= 37
7	LGS	51 Donna Marx	02 Celica GT	48.289	*0.782	= 37
8	DSP	17 Curtis Staples	87 325is	46.373	*0.818	= 37
9	STX	74 Chris Perera	02 WRX	47.601	*0.798	= 37
10	GS	26 Keath Marx	02 Celica GT	48.594	*0.782	= 38
11	AS	24 Gill Smith	96 Corvette	46.297	*0.828	= 38
12	HS	68 Scott Hoffman	01 Protege	49.332	*0.778	= 38
13	LHS	18 Audie Chenery	90 Civic Si	49.381	*0.778	= 38
14	HS	35 Jeff Chenery	90 Civic Si	49.393	*0.778	= 38
15	FS	39 Bill Lloyd	02 Z28	47.872	*0.806	= 38
16	ES	67 Richard Hagerich	90 Miata	47.998	*0.804	= 38
17	CS	69 Rob Hafley	02 Miata	47.693	*0.814	= 38
18	ASP	34 Bill Whitehead	75 911	46.296	*0.846	= 39
19	GS	8 David Sweat	88 Celica Alltr	50.171	*0.782	= 39
20	NAS	27 Brian Haynes	02 BMW M Coupe	47.423	*0.828	= 39
21	AS	13 Jack McAfee	84 Corvette	47.489	*0.828	= 39
22	STS	57 Lonnie Hawkins	96 Sentra SER	50.285	*0.784	= 39
23	DS	75 David Ogburn	02 Nissan Sentr	49.637	*0.795	= 39
24	FSP	10 Joe Blackburn	76 Midget	48.581	*0.815	= 39
25	SM	91 James Delfino	94 Supra	47.481	*0.834	= 39
26	STX	114 Ryan Bradfield	98 Integra Type	49.673	*0.798	= 39
27	SM	95 Paul Rice	90 Mustang	47.636	*0.834	= 39
28	NESP	29 Mike Bobrovsky	94 Cobra	48.109	*0.826	= 39
29	CS	63 Glenn Zobel	94 Miata	48.945	*0.814	= 39
30	FSP	64 Bill Thomas	88 Jetta	48.903	*0.815	= 39
31	HS	1 Ray Schumin	00 Golf TDI	51.242	*0.778	= 39
32	CS	56 Charlie Passut	94 Miata	49.055	*0.814	= 39
33	BP	30 Roger Garrett	91 ZR1	46.182	*0.865	= 39
34	EP	70 Al Knapp	92 NX2000	46.289	*0.863	= 39
35	DSP	76 Bill Keogh	95 Spec Miata	48.848	*0.818	= 39
36	CS	53 Jack Williams	98 Miata	49.274	*0.814	= 40
37	CSP	45 Jeff Cuneo	87 MR2	48.067	*0.839	= 40
38	NGS	82 Michael Flannery	99 Contour	51.622	*0.782	= 40
39	DSP	73 John Derrenbacker	91 Sentra SER	49.583	*0.818	= 40
40	EP	93 Jason Fuller	89 Civic	47.233	*0.863	= 40
41	STS	9 Kevin Adolf	92 SER	51.995	*0.784	= 40
42	FS	59 Dana Cole	99 Camaro Z28	50.597	*0.806	= 40
43	CS	23 David Kimmel	01 Miata	50.231	*0.814	= 40
44	DSP	4 Joe Duran	91 SER	50.008	*0.818	= 40
45	SM	112 John Ryland	03 Cooper S	49.051	*0.834	= 40
46	CSP	5 Zack McAfee	87 RX7	48.847	*0.839	= 40
47	NGS	20 Chris Eklund	01 Audi A4	52.430	*0.792	= 41
48	DSP	21 Ric Bergstrom	91 BMW 318is	50.201	*0.818	= 41
49	GS	81 Rusty Hopkins	98 Neon RT	52.591	*0.782	= 41
50	SM	25 Scott Glenn	92 Eclipse GS	49.360	*0.834	= 41
51	ES	15 Brian Eavey	86 RX7	51.223	*0.804	= 41
52	ESP	90 Stacy Glenn	86 Mustang GT	49.898	*0.826	= 41
53	GS	100 Josh Smith	95 Jetta	52.815	*0.782	= 41
54	AM	40 Bernard Cooley	73 TUI	41.302	*1.000	= 41
55	FSP	108 Kerry Flynn	75 Spitfire	50.795	*0.815	= 41

http://www.vmsc.org/results/2003/2003_07_13/pax.html

12/19/03





Virginia Motor Sport Club

Pax Final Results, #0 - Slingshot Autocross - 24 August 2003
 Total Entries: 123

Car	#	Driver	Car Model	Time	Factor	Pax
1	PSTX	69 Courtney Comier	2002 Mini Coope	50.161	*0.798	= 40
2	GS	43 Aaron Buckley	2000 Totota Cel	51.671	*0.782	= 40
3	PSTS	72 Richard West	199 Subaru Impr	51.727	*0.784	= 40
4	PDSP	37 Tom Bleh	1987 BMW 325is	49.632	*0.818	= 40
5	DS	81 Bryan Hertweck	2002 Subaru WRX	51.069	*0.795	= 40
6	AS	24 Gil Smith	1996 Chevy Corv	49.669	*0.828	= 41
7	PSTS	120 Kevin Allen	2001 Subaru Imp	52.533	*0.784	= 41
8	CSP	38 Rod McGeorge	2002 Toyota Spy	49.498	*0.839	= 41
9	SM	41 Terry Baker	1988 BMW 325	50.030	*0.834	= 41
10	SM	6 Kienan Weber	1988 BMW 325IS	50.160	*0.834	= 41
11	FS	39 Bill Lloyd	2002 Chevy Z28	51.965	*0.806	= 41
12	STX	149 Vince Bly	2003 Mini S	52.637	*0.798	= 42
13	ES	16 Jim Pastorius	1993 Toyota MR2	52.368	*0.804	= 42
14	PCS	27 Ed Raymundo	1994 Mazda Miat	51.765	*0.814	= 42
15	AS	42 Dan Ecclestone	2004 Subaru STi	51.012	*0.828	= 42
16	SM	51 James McIver	1995 BMW M3	50.807	*0.834	= 42
17	SS	83 Phil Dame	2002 Chevy Corv	50.780	*0.837	= 42
18	STS	84 Matthew Ingraham	2001 VW Jetta 1	54.260	*0.784	= 42
19	CM	71 Stan Vann	1970 Caldwell D	46.619	*0.916	= 42
20	AS	127 Miles Beam	1991 Chevy Corv	51.742	*0.828	= 42
21	STS	555 Peter Baio	2002 Subaru Imp	54.686	*0.784	= 42
22	HS	35 Jeff Chenery	1990 Honda Civi	55.177	*0.778	= 42
23	ES	114 Richard Hagerich	1990 Mazda Miat	53.395	*0.804	= 42
24	GS	31 Engelbert Muelhaupt	2002 Ford Focus	55.041	*0.782	= 43
25	BP	30 Roger Garrett	1998 Chevy Corv	49.783	*0.865	= 43
26	STX	20 Sean Yoder	2002 VW Turbo S	54.095	*0.798	= 43
27	LHS	18 Audie Chenery	1990 Honda Civi	55.574	*0.778	= 43
28	HS	33 Scott Hoffman	2001 Mazda Prot	55.619	*0.778	= 43
29	DS	67 Bill Taylor	2002 Subaru WRX	54.548	*0.795	= 43
30	HS	117 Rob Keehner	1998 Chevy Type	55.778	*0.778	= 43
31	SM	77 Jerry M. Crabtree	1995 BMW M3	52.051	*0.834	= 43
32	DSP	17 Curtis Staples	1987 BMW 325is	53.206	*0.818	= 43
33	DS	75 Dave Ogburn	2002 Nissan Sen	55.031	*0.795	= 43
34	DS	9 Rick Carr	1997 Acura Inte	55.080	*0.795	= 43
35	STX	98 Pat Griffith	1990 Pontiac Fo	55.021	*0.798	= 43
36	BS	74 Kelvin Owen	2001 Honda S200	53.272	*0.825	= 43
37	SM	25 Scott Glenn	1992 Mitisubish	52.791	*0.834	= 44
38	CSP	5 Zach McAfee	1987 Mazda RX-7	52.532	*0.839	= 44
39	CP	46 Brett Weber	1989 Ford Musta	51.772	*0.853	= 44
40	GS	104 David Sweat	1988 Toyota Cel	56.534	*0.782	= 44
41	DS	22 Al Knapp	2002 Nissan Sen	55.651	*0.795	= 44
42	STS	8 Joseph Eggert	2003 Ford Focus	56.482	*0.784	= 44
43	STX	61 David Ogburn	1999 Ford Musta	55.514	*0.798	= 44
44	STS	106 Patrick Lloyd	1992 Acura Inte	56.573	*0.784	= 44
45	AS	13 Jack McAfee	1984 Chevy Corv	53.600	*0.828	= 44
46	STS	57 Lonnie Hawkins	1996 Nissan Sen	56.646	*0.784	= 44
47	EM	15 Glenn Bunch	1965 Cobra 289	49.462	*0.899	= 44
48	FSP	64 Bill Thomsa	1988 VW Jetta	54.641	*0.815	= 44
49	FS	59 Dana Cole	1999 CHEvy Cama	55.310	*0.806	= 44
50	BM	82 Fred Schroeder	1988 Swift SE-3	47.128	*0.946	= 44
51	DSP	54 Tom Yost	1991 Acura Inte	54.635	*0.818	= 44
52	CS	56 Charlie Passut	1999 Mazda Miat	54.956	*0.814	= 44
53	CSP	28 Jamie Warriner	2000 Toyota MR2	53.513	*0.839	= 44
54	FSP	10 Joe Blackburn	1976 MG Midget	55.233	*0.815	= 45
55	ESP	90 Stacy Glenn	1986 Fo Mustang	54.598	*0.826	= 45

http://www.vmsc.org/results/2003/2003_08_24/pax.html

12/19/03





Virginia Motor Sport Club

Pax Final Results, #0 - Cloverleaf in September - 09/28/03
Total Entries: 105


Car	#	Driver	Car Model	Time	Factor	Pax
1	PSTS	72 Richard West	1999 Subaru Imp	52.841	*0.784	= 41
2	ES	65 Richard Hagerich	1990 Red Mazda	53.068	*0.804	= 42
3	GS	26 Keath Marx	2002 Toyota Cel	54.618	*0.782	= 42
4	AS	60 Gil Smith	1996 Black Chev	51.624	*0.828	= 42
5	GS	78 David Sweat	1988 Blue Celic	54.692	*0.782	= 42
6	HS	35 Jeff Chenery	90 Honda Civic	55.286	*0.778	= 43
7	GS	31 Engelbert Muelhaupt		55.013	*0.782	= 43
8	FS	39 Bill Lloyd	2002 orange che	53.478	*0.806	= 43
9	LGS	51 Donna Marx	2002 Toyota Cel	55.451	*0.782	= 43
10	GS	128 Alan Stratton	2002 Mini Coope	55.496	*0.782	= 43
11	HS	116 Scott Hoffman	2001 Black Mazd	55.798	*0.778	= 43
12	STS	89 Ryan Clark	1989 Silver Acu	55.855	*0.784	= 43
13	FSP	107 David Martin	1994 Black Hond	53.786	*0.815	= 43
14	DS	9 Rick Carr	1997 White Acur	55.194	*0.795	= 43
15	DS	75 Dave Ogburn	2002 White Niss	55.199	*0.795	= 43
16	CS	67 Mark Portanova	1999 White Mazd	54.053	*0.814	= 43
17	LHS	18 Audie Chenery	1990 Honda Civi	56.649	*0.778	= 44
18	AS	69 James Delfino	2003 Black Lanc	53.352	*0.828	= 44
19	STS	57 Lonnie Hawkins	1996 Nissan SCR	56.399	*0.784	= 44
20	FS	59 Dana Cole	1999 Silver Che	54.942	*0.806	= 44
21	FSP	64 Bill Thomas	1988 White VW J	54.487	*0.815	= 44
22	CS	56 Charlie Passut	1994 Red Mazda	54.588	*0.814	= 44
23	GS	36 Gordan Patterson	2002 Silver Fo	56.842	*0.782	= 44
24	STX	61 David Ogburn	1999 Red Mustan	55.774	*0.798	= 44
25	AM	33 Bernard Cooley	1973 Red TUI Su	44.613	*1.000	= 44
26	CS	53 Jack Williams	1998 Red Mazda	55.141	*0.814	= 44
27	STS	120 Philip Gillett	1996 Red Nissan	57.262	*0.784	= 44
28	HS	50 Pasha Patterson	2002 VW Gold Go	57.769	*0.778	= 44
29	STS	29 Sean Ford	1996 Blue Subar	57.340	*0.784	= 44
30	GS	76 Rusty Hopkins	1998 Red Neon R	57.494	*0.782	= 44
31	STS	40 Joseph Eggert	2003 Red Ford F	57.417	*0.784	= 45
32	AM	62 Gene Cooley	1973 Red TUI Su	45.025	*1.000	= 45
33	CS	63 glenn zobel	1994 blue mazda	55.421	*0.814	= 45
34	DS	10 Patrick Walsh	1999 BMW 328i	56.768	*0.795	= 45
35	DSP	54 Tom Yost	1991 Black Acur	55.209	*0.818	= 45
36	ASP	34 Bill Whitehead	1975 White Pors	53.426	*0.846	= 45
37	HS	91 Scott Wagner	2001 Mazda Miat	58.281	*0.778	= 45
38	STS	48 Patrick Lloyd	1992 Black Acur	57.871	*0.784	= 45
39	DSP	11 Jim Creger	1988 White BMW	55.510	*0.818	= 45
40	NDS	70 Joe Chisholm	2000 Silver Toy	57.153	*0.795	= 45
41	BP	30 Roger Garrett	1998 Black Chev	52.711	*0.865	= 45
42	BSP	6 Patrick Kelly	1995 Black BMW	54.355	*0.840	= 45
43	SM	126 Brian Dowdy	2002 Subaru Whi	54.887	*0.834	= 45
44	BS	117 Jayme Scott	1998 Black BMW	55.563	*0.825	= 45
45	BS	8 Chris Johnson	2002 Honda S200	55.596	*0.825	= 45
46	EP	92 Al Knapp	1992 White Niss	53.309	*0.863	= 46
47	FSP	20 Cole Harden		56.491	*0.815	= 46
48	SM	115 James McIver	1995 Blue BMW M	55.239	*0.834	= 46
49	DP	2 Jason Fuller	1989 Tan Honda	54.600	*0.845	= 46
50	CS	22 Mike Seal	2002 Green Mazd	56.883	*0.814	= 46
51	DP	93 Jon Derrenbacher	1991 White Niss	54.809	*0.845	= 46
52	BS	82 Kerry Flynn	1975 Blue Trium	56.149	*0.825	= 46
53	NSTS	66 Blake Puhak	1995 White VW G	59.141	*0.784	= 46
54	HS	7 Ray Schumin	2000 VW Golf TD	59.702	*0.778	= 46
55	ESP	90 Stacy Glenn	1986 Red Mustan	56.237	*0.826	= 46

http://www.vmsc.org/results/2003/2003_09_28/pax.html

12/19/03







Virginia Motor Sport Club

Pax Final Results, #10 - Oktoberfest Me Yada Pin Yada - 10/19/2003
Total Entries: 111

Car	#	Driver	Car Model	Time	Facto
1	PSTS	72 Richard West	1999 blue Subaru Impreza RS	63.458	*0.78
2	GS	31 Engelbert Muelhaupt	2002 red Ford Focus SVT	65.635	*0.78
3	HS	35 Jeff Chenery	1990 red Honda Civic Si	66.376	*0.77
4	GS	95 Andy Turnbull	2002 red Toyota Celica GT	66.099	*0.78
5	GS	26 Keath Marx	2002 red Toyota Celica GT	66.111	*0.78
6	ASP	60 Bobby Smith	1973 Orange Porsche 911	61.539	*0.84
7	ES	16 Jim Pastorius	1993 teal Toyota MR2	64.932	*0.80
8	DS	75 Dave Ogburn	2002 Nissan Sentra SpecV	65.868	*0.79
9	CS	112 Mark Portanova	1999 white Mazda Miata	64.419	*0.81
10	HS	68 Scott Hoffman	2001 black Mazda Protege	67.400	*0.77
11	CM	109 Stan Vann	1970 white Caldwell D9	57.688	*0.91
12	FSP	46 David Martin	1994 black Honda Accord	64.840	*0.81
13	DS	9 Rick Carr	1997 white Acura Integra R	66.531	*0.79
14	ES	62 Richard Hagerich	1990 red Mazda Miata	66.090	*0.80
15	STX	44 Ryan Bradfield	1998 white Acura Integra R	66.618	*0.79
16	GS	2 David Sweat	1988 blue Toyota Celica Alltra	68.039	*0.78
17	AS	24 Gil Smith	1996 Teal Chevy Corvette	64.410	*0.82
18	STS	40 Joseph Eggert	2003 red Ford Focus ZX3	68.570	*0.78
19	HS	89 Scott Wagner	2001 black Mazda Protege	69.184	*0.77
20	AS	13 Jack McAfee Jr.	1984 white Chevy Corvette	65.034	*0.82
21	ASP	34 Bill Whitehead	1975 silver Porsche 911	63.762	*0.84
22	FSP	64 Bill Thomas	1988 white VW Jetta	66.252	*0.81
23	BS	85 Jayme Scott	1998 black BMW Z3 2.8	65.539	*0.82
24	DSP	11 Jim Creger	1988 white BMW 325is	66.237	*0.81
25	CS	14 Rob Hafley	2000 green Mazda Miata	66.636	*0.81
26	FS	39 Bill Lloyd	2002 orange Chevy Camaro Z28	67.334	*0.80
27	GS	86 Rusty Hopkins	1998 red Dodge Neon R/T	69.405	*0.78
28	DSP	54 Tom Yost	1991 black Acura Integra	66.383	*0.81
29	CS	53 Jack Williams	1998 red Mazda Miata	66.789	*0.81
30	EM	15 Glenn Bunch	1965 blue Cobra 289	60.551	*0.89
31	STX	61 David Ogburn	1999 red Ford Mustang Cobra	68.216	*0.79
32	ASP	106 Deno Plumley	1988 red Toyota MR2	64.431	*0.84
33	BP	30 Roger Garrett	1998 black Chevy Corvette	63.115	*0.86
34	CS	56 Charlie Passut	1993 red Mazda Miata	67.238	*0.81
35	CS	63 Glenn Zobel	1994 blue Mazda Miata	67.349	*0.81
36	FS	59 Dana Cole	1999 silver Chevy Camaro Z28	68.218	*0.80
37	FSP	43 Cole Harden	1997 silver Honda Accord	67.525	*0.81
38	NSTS	110 Brent Carson	1989 red Honda Civic Si	70.226	*0.78
39	STS	101 Patrick Lloyd	1992 black Acura Integra	70.303	*0.78
40	AM	66 Bernard Cooley	1973 red TUI Super Vee	55.324	*1.00
41	GS	36 Gordon Paterson	2002 silver Ford Focus SVT	70.818	*0.78
42	EP	105 Jason Fuller	1989 tan Honda Civic	64.416	*0.86
43	LGS	51 Donna Marx	2002 red Toyota Celica	71.152	*0.78
44	DSP	17 Curtis Staples	1987 gray BMW 325is	68.266	*0.81
45	STX	4 Adam Powell	2002 red Nissan Sentra SpecV	70.059	*0.79
46	EP	92 Al Knapp	1992 white Nissan NX20	64.856	*0.86
47	CSP	5 Zach McAfee	1987 white Mazda RX-7	66.719	*0.83
48	NSTX	98 Christopher Ho	2000 silver Honda Prelude SH	70.309	*0.79
49	DM	55 Larry Allamong	1968 white Triumph Spitfire	62.990	*0.89
50	ASP	108 Chris Moses	1998 BMW M Roadster	66.557	*0.84
51	HS	7 Ray Schumin	2000 silver VW Golf TDI	72.565	*0.77
52	CS	23 David Kimmel	2001 black Mazda Miata	69.585	*0.81
53	ES	77 Allen Smothers	1990 red Mazda Miata	70.455	*0.80
54	HS	50 Pasha Paterson	2002 gold VW Golf 2.0R	73.023	*0.77
55	NBS	52 Rob Scott	1998 BMW Z3 2.8	69.008	*0.82




Virginia Motor Sport Club

Pax Final Results, #0 - The World According to the Marxs - 11/09/2003
Total Entries: 102

Car	#	Driver	Car Model	Time	Facto
1	PSTX	62 Courtney Cormier	2003 Mini Cooper S	36.418	*0.79
2	PSTS	72 Richard West	1999 blue Subaru Impreza RS	37.342	*0.78
3	STX	37 Ryan Bradfield	1998 white Acura Integra R	37.692	*0.79
4	GS	31 Engelbert Muelhaupt	2002 red Ford Focus SVT	38.780	*0.78
5	STS	46 Michael Harris	1991 teal Honda Civic Si	38.822	*0.78
6	HS	48 Scott Hoffman	2001 black Mazda Protege	39.155	*0.77
7	ES	55 Richard Hagerich	1990 red Mazda Miata	37.936	*0.80
8	CS	60 Marc Portanova	1999 white Mazda Miata	37.953	*0.81
9	AS	124 Gil Smith	1996 teal Chevy Corvette	37.047	*0.82
10	DS	9 Rick Carr	1997 white Acura Integra R	38.729	*0.79
11	STS	43 Joseph Eggert	2003 red Ford Focus ZX3	39.400	*0.78
12	ES	16 Jim Pastorius	1993 teal Toyota MR2	38.527	*0.80
13	GS	26 Keath Marx	2002 red Toyota Celica	39.703	*0.78
14	FSP	40 David Martin	1994 black Honda Accord	38.313	*0.81
15	LGS	51 Donna Marx	2002 red Toyota Celica GT	40.033	*0.78
16	HS	93 Tyler Hancock	1972 red Triumph TR6	40.304	*0.77
17	FSP	64 Bill Thomas	1988 white VW Jetta	38.516	*0.81
18	STS	52 Patrick Lloyd	1992 black Acura Integra	40.095	*0.78
19	HS	22 Jayson West	1991 black Honda Civic Sedan	40.473	*0.77
20	ASP	34 Bill Whitehead	1975 silver Porsche 911	37.277	*0.84
21	DS	105 Patrick Walsh	1999 black BMW 328i	39.686	*0.79
22	DS	89 Andy Turnbull	1994 green BMW 325	39.732	*0.79
23	CS	56 Charlie Passut	1993 red Mazda Miata	38.871	*0.81
24	CSP	5 Zach McAfee	1987 white Mazda RX-7	37.832	*0.83
25	DS	75 Dave Ogburn	2002 white Nissan Sentra SpecV	39.948	*0.79
26	DSP	54 Tom Yost	1991 black Acura Integra	38.886	*0.81
27	NSTS	110 Brent Carson	1989 red Honda Civic Si	40.640	*0.78
28	STX	82 Matt Madden	2003 silver Subaru WRX	39.932	*0.79
29	FS	39 Bill Lloyd	2002 orange Chevy Camaro Z28	39.585	*0.80
30	FS	59 Dana Cole	1999 silver Chevy Camaro Z28	39.731	*0.80
31	ESP	67 Richard Kenefick	1996 white Chevy Camaro	38.791	*0.82
32	HS	1 Ray Schumin	2000 silver VW Golf TDI	41.217	*0.77
33	CS	14 Rob Hafley	2000 green Mazda Miata	39.419	*0.81
34	DSP	11 Jim Creger	1988 white BMW 325is	39.230	*0.81
35	AS	13 Jack McAfee Jr.	1984 white Chevy Corvette	38.805	*0.82
36	HS	86 Scott Wagner	2001 black Mazda Protege	41.385	*0.77
37	BS	108 Chris Newton	1998 white BMW M3	39.123	*0.82
38	DSP	76 Bill Keogh	1995 black Mazda Spec Miata	39.458	*0.81
39	STX	65 Adam Powell	2002 red Nissan Sentra Spec V	40.540	*0.79
40	NSTX	68 Christopher Ho	2000 silver Honda Prelude SH	40.571	*0.79
41	HS	50 Pasha Paterson	2002 gold VW Golf 2.0R	41.694	*0.77
42	NDS	10 Joe Chisholm	2000 silver Toyota Celica GTS	40.880	*0.79
43	NSTS	83 Christopher Smidt	2002 green MINI Cooper	41.587	*0.78
44	ASP	66 Chris Moses	1998 silver BMW M Roadster	38.591	*0.84
45	EP	63 Jason Fuller	1989 tan Honda Civic	37.863	*0.86
46	ES	41 Allen Smothers	1990 red Mazda Miata	40.660	*0.80
47	ESP	90 Stacy Glenn	1986 red Ford Mustang GT	39.688	*0.82
48	SM	81 Kelvin Owen	2001 silver Honda S2000	39.326	*0.83
49	CS	53 Jack Williams	1998 red Mazda Miata	40.300	*0.81
50	BP	30 Roger Garrett	1998 black Chevy Corvette	37.970	*0.86
51	FSP	8 Kerry Flynn	1975 blue Triumph Spitfire	40.380	*0.81
52	DP	49 Jon Derrenbacher	1991 white Nissan Sentra SE-R	39.048	*0.84
53	NSTS	27 Andrew Kristensen	1998 silver Acura Integra	42.191	*0.78
54	NBSP	106 Russ Lunsford	1995 BMW M3 (E36)	39.485	*0.84
55	NSTX	73 Geoffrey Rundlett	2000 gray VW Passat	41.587	*0.79

http://www.vmsc.org/results/2003/2003_11_09/pax.html

12/19/03



Virginia Motor Sport Club

Pax Final Results, #0 - November 23 AutoX - 11/23/2003
Total Entries: 99

Car	#	Driver	Car Model	Time	Facto
1	PSTX	172 Courtney Cormier	2003 blue MINI Cooper S	52.600	*0.79
2	AS	24 Gil Smith	1996 teal Chevy Corvette	50.789	*0.82
3	PSTX	72 Richard West	2003 blue MINI Cooper S	53.791	*0.79
4	GS	85 Charles Frank	2002 blue Toyota Celica	55.535	*0.78
5	CS	52 Marc Portanova	1999 white Mazda Miata	53.719	*0.81
6	HS	35 Jeff Chenery	1990 red Honda Civic Si	56.501	*0.77
7	DSP	34 Kevin Allen	2001 blue Subaru Impreza 2.5RS	54.100	*0.81
8	ASP	60 Bobby Smith	1973 orange Porsche 911	52.390	*0.84
9	DSP	17 Mark Rebano	1989 white BMW 325is	54.227	*0.81
10	STX	37 Ryan Bradfield	1998 white Acura Integra R	55.685	*0.79
11	GS	95 Donna Frank	2002 blue Toyota Celica	56.929	*0.78
12	DSP	94 James Feinberg	2002 blue Subaru Impreza 2.5RS	54.552	*0.81
13	STS	110 Brent Carson	1989 red Honda Civic Si	57.070	*0.78
14	STS	2 Matt Ingraham	2001 black VW Jetta 1.8T	57.105	*0.78
15	DS	89 Andy Turnbull	1994 green BMW 325i	56.317	*0.79
16	FS	39 Bill Lloyd	2002 orange Chevy Camaro Z28	55.579	*0.80
17	GS	31 Engelbert Muelhaupt	2002 red Ford Focus SVT	57.458	*0.78
18	FSP	40 David Martin	1994 black Honda Accord	55.241	*0.81
19	ES	66 Richard Hagerich	1990 red Mazda Miata	56.016	*0.80
20	HS	48 Scott Hoffman	2001 black Mazda Protege	58.004	*0.77
21	GS	112 John Wallace	1991 Nissan Sentra SE-R	57.785	*0.78
22	DS	75 Dave Ogburn	2002 Nissan Sentra SpecV	56.872	*0.79
23	ES	38 Jim Pastorius	1993 teal Toyota MR2	56.321	*0.80
24	AM	33 Bernard Cooley	LOLA	45.654	*1.00
25	AS	13 Jack McAfee Jr.	1984 white Chevy Corvette	55.205	*0.82
26	NESP	105 Chris Johnson	2004 silver Subaru WRX STi	55.437	*0.82
27	BP	30 Roger Garrett	black Chevy Corvette	52.995	*0.86
28	STX	43 John Willemin	2003 blue Subaru Impreza	57.595	*0.79
29	FS	59 Dana Cole	1999 silver Chevy Camaro Z28	57.083	*0.80
30	GS	102 David Sweat	1988 blue Toyota Celica Alltra	58.982	*0.78
31	STX	61 David Ogburn	1999 red Ford Mustang Cobra	57.801	*0.79
32	STS	65 Patrick Lloyd	1992 black Acura Integra	59.025	*0.78
33	CSP	5 Zach McAfee	1987 white Mazda RX-7	55.168	*0.83
34	GS	80 Oliver Frey	1991 Black Nissan Sentra SE-R	59.379	*0.78
35	FSP	64 Bill Thomas	1988 white VW Jetta	57.118	*0.81
36	LHS	18 Audie Chenery	1990 red Honda Civic Si	60.187	*0.77
37	CS	56 Charlie Passut	1993 red Mazda Miata	57.632	*0.81
38	HS	50 Pasha Paterson	2002 gold VW Golf 2.0R	60.348	*0.77
39	DM	55 Larry Allamong	1972 orange MG	52.765	*0.89
40	GS	36 Gordon Paterson	2002 silver Ford Focus SVT	60.159	*0.78
41	NDS	77 Joe Chisholm	2000 silver Toyota Celica GTS	59.209	*0.79
42	CS	14 Rob Hafley	2000 green Mazda Miata	58.031	*0.81
43	DS	26 Keath Marx	1994 green BMW 325i	59.437	*0.79
44	FP	47 John Sheally	1982 black Morgan Plus 8	54.912	*0.86
45	SM	28 Devin Bousquet	2002 black VW GTI	57.018	*0.83
46	ESP	90 Stacy Glenn	1986 red Ford Mustang GT	57.697	*0.82
47	STX	73 Geoffrey Rundlett	2000 gray VW Passat	59.722	*0.79
48	SM	121 Matt Baker	unknown	57.214	*0.83
49	DSP	11 Jim Creger	1988 white BMW 325is	58.390	*0.81
50	CSP	45 Jeff Cuneo	1987 blue Toyota MR2	56.930	*0.83
51	DP	78 John Griffith	1987 gray Toyota MR2	56.643	*0.84
52	CS	100 Kevin Kulp	2001 Black MRE	58.864	*0.81
53	NSTX	67 Christopher Ho	2000 silver Honda Prelude SH	60.048	*0.79
54	SS	97 Lynn Combs	2001 red Chevrolet Corvette	57.270	*0.83
55	CSP	54 Tom Yost	1999 blue Mazda Miata 10AE	57.159	*0.83

http://www.vmsc.org/results/2003/2003_11_23/pax.html

12/19/03

